

FEEL

EDIMAX
— CERAMICHE
ASTOR

FEEL

02 WHITE

08 PEARL

16 GREY

22 IVORY

30 CREAM

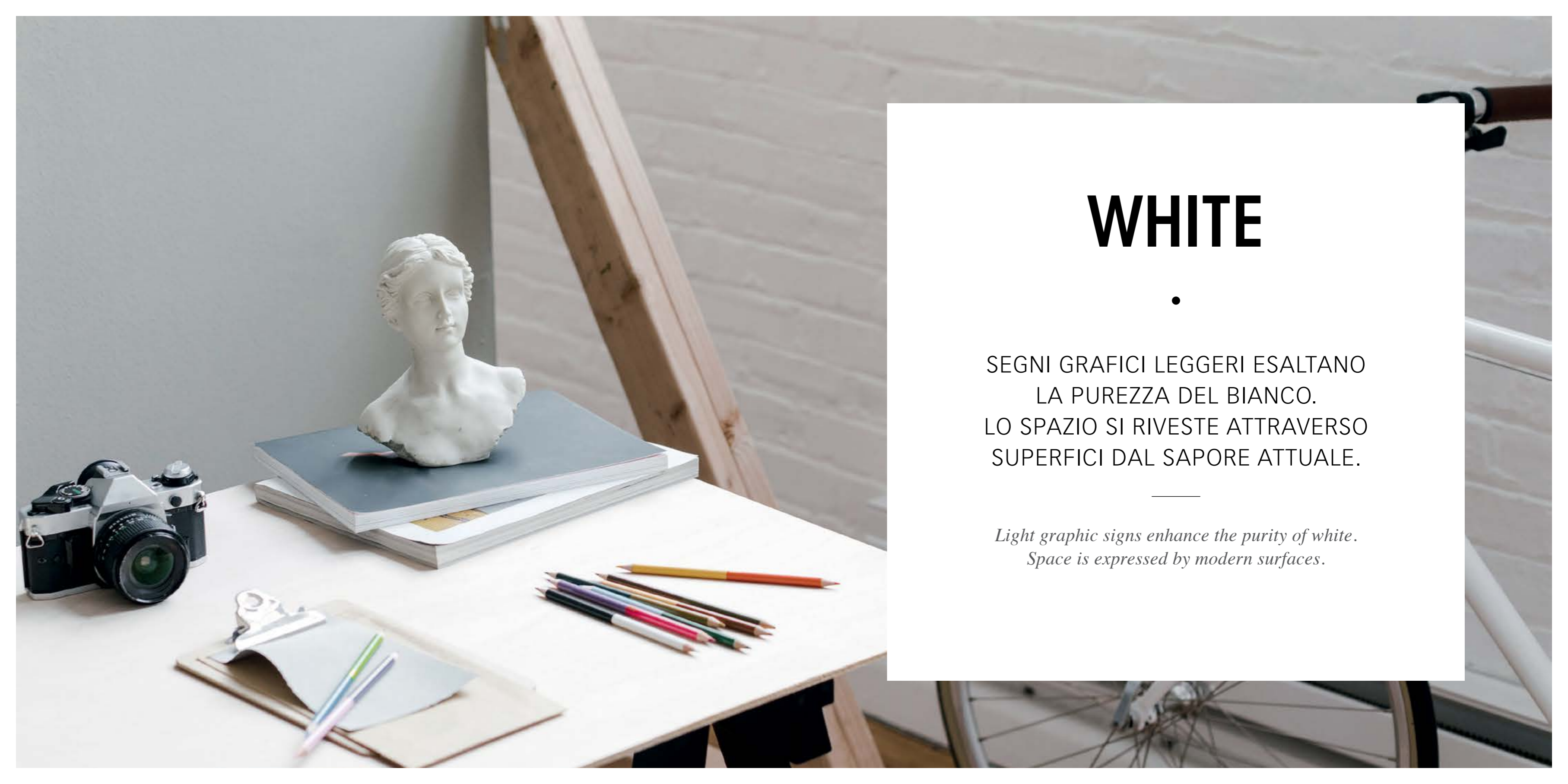


WHITE



SEGNI GRAFICI LEGGERI ESALTANO
LA PUREZZA DEL BIANCO.
LO SPAZIO SI RIVESTE ATTRAVERSO
SUPERFICI DAL SAPORE ATTUALE.

*Light graphic signs enhance the purity of white.
Space is expressed by modern surfaces.*





FEEL WHITE RET 120X120

4 FEEL WHITE STRIPES RET 30X60



FEEL WHITE RET 120X120 5



6 **FEEL WHITE** 10X30
FEEL WHITE RET 30X60 / 60X60
FEEL WHITE WAVES RET 30X60



FEEL WHITE WAVES RET 30X60 7




PEARL



CROMATISMI NATURALI FANNO
DA SFONDO AD AMBIENTI
RICERCATI E MODERNI.

*Natural colors are the
background for sophisticated
and modern environments.*






FEEL PEARL DEC. BLEND
10X60

FEEL PEARL MOSAICO SPINA
2,3X6,5

FEEL PEARL RET
60X120 / 120X120






GREY

•

INTENSE SFUMATURE DI GRIGIO
TRASMETTONO SENSAZIONI DI
ARMONIA ED ELEGANZA.

*Intense shades of gray that transmit
sensations of harmony and elegance.*







IVORY

•

SUPERFICI DALLE TINTE CALDE
ED AVVOLGENTI DISEGNANO
ARCHITETTURE PER NUOVE
ESPERIENZE SENSORIALI.

*Surfaces with warm and enveloping
colors design architectures for
new sensory experiences.*







28 FEEL IVORY RET 60X60



FEEL IVORY RET 60X120 29



CREAM

•

APPEAL CONTEMPORANEO,
DESIGN EVOLUTO, LINEE ESSENZIALI
PER SPAZI EQUILIBRATI
E CONTEMPORANEI.

*Contemporary appeal,
advanced design, essential lines
for balanced and modern spaces.*





WHITE



IVORY



PEARL




GREY



CREAM

FEEL




120X120 (48"X48") RET
1FT1 WHITE
1FT3 PEARL



60X120 (24"X48") RET
4L99 WHITE
4L98 IVORY
4L97 PEARL
4L96 GREY
4L95 CREAM


60X120 (24"X48") ANTISLIP RET
4X33 WHITE
4X34 IVORY
4X35 PEARL
4X36 GREY
4X37 CREAM




60X60 (24"X24") RET
7N44 WHITE
7N45 IVORY
7N46 PEARL
7N47 GREY
7N48 CREAM




30X60 (12"X24") RET
6FV1 WHITE
6FV2 IVORY
6FV3 PEARL
6FV4 GREY
6FV5 CREAM



60X60 (24"X24") RET ANTISLIP
7TN5 WHITE
7TN4 IVORY
7TN3 PEARL
7TN2 GREY
7TN1 CREAM



10X60 (4"X24") +
5AT8 WHITE
5AT9 IVORY
5AU1 PEARL
5AU2 GREY
5AU3 CREAM



10X30 (4"X12") +
2VC1 WHITE
2VC2 IVORY
2VC3 PEARL
2VC4 GREY
2VC5 CREAM



DEC. BLEND 10X60 (4"X24") * +
5AU9 WHITE
5AV1 IVORY
5AV2 PEARL
5AV3 GREY
5AV4 CREAM



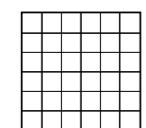
STRIPES 30X60 (12"X24") RET
6FV6 WHITE
6FV7 IVORY
6FV8 PEARL
6FV9 GREY
6FZ1 CREAM




WAVES 30X60 (12"X24") RET
6FK1 WHITE
6FK2 IVORY
6FK3 PEARL
6FK4 GREY
6FK5 CREAM




MOSAICO SPINA 2,3X6,5 (1"X2 1/2") ○
FOGLIO 30X30 (12"X12")
N7V1 WHITE
N7V2 IVORY
N7V3 PEARL
N7V4 GREY
N7V5 CREAM



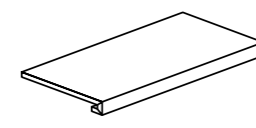
MOSAICO 5X5 (2"X2") ○
FOGLIO 30X30 (12"X12")
N3S4 WHITE
N3S5 IVORY
N3S6 PEARL
N3S7 GREY
N3S8 CREAM



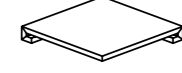
BATTISCOPA 7X30 (3"X12")
6011 WHITE
6012 IVORY
6013 PEARL
6014 GREY
6015 CREAM



BATTISCOPA 7X60 (3"X24")
5B98 WHITE
5B99 IVORY
5B94 PEARL
5B95 GREY
5B90 CREAM



GRADINO 30X60 (12"X24") ① *
8E99 WHITE
8E98 IVORY
8E97 PEARL
8E96 GREY
8E95 CREAM





ANG. GRADINO 30X30 (12"X12") ① *
3QH1 WHITE
3QH2 IVORY
3QH3 PEARL
3QH4 GREY
3QH5 CREAM




INFORMAZIONI GENERALI GENERAL INFORMATION

- Prodotto in porcellanato smaltato con impasti colorati. Superfici naturali e superfici antiscivolo. Bordi rettificati.
Coloured body glazed porcelain tiles and rectified edges. Natural and antislip surfaces. Rectified edges.
- Tutte le misure sono nominali. Le conversioni in pollici sono approssimate ed arrotondate.
All sizes are nominal. The conversions into inches are approximate and rounded off.
- Le confezioni contengono il prodotto con diverse sfumature di tono, venature e strutture con direzionalità. Al fine di ottenere il migliore effetto estetico, si consiglia, durante la posa, di prelevare le piastrelle alternativamente da scatole diverse e di posarle in senso ortogonale l'una all'altra.
The boxes contain the item with different shade variegations, veins and structures with direction. When you lay down the tiles, in order to obtain the best blend of the colours, we advice you to take the tiles alternatively from different boxes and lay down orthogonally one to the other.
- Per i formati rettangolari consigliamo una posa sfalsata massimo di 1/4 della lunghezza.
For the rectangular sizes we suggest an installation pattern at a maximum of 1/4 of the entire length.
- Bordi rettificati: nella posa mono e multi-formato è consigliato prevedere fughe di almeno 2 mm.
Rectified edges: when you lay down single and multi sizes it is suggested to use grouts of at least 2 mm.
- Ci riserviamo la facoltà di modificare e/o eliminare i formati, i calibri, gli spessori e le grafiche in qualsiasi momento senza che si renda necessaria una espressa comunicazione scritta.
We reserve the right to modify and/or remove the sizes, the calibers, the thickness and the graphics anytime, with no obligation of a further notice in writing.
- I toni degli articoli campionati sono puramente indicativi pertanto le variazioni di tono e di superficie non possono costituire motivo di contestazioni.
The shades of the samples are purely representative of the item itself so the shades variation and the surfaces variations cannot constitute the reason for a claim.

SIMBOLOGIA - SIMBOLOGY

RET Rettificato  Prodotto tagliato  Prodotto incollato su rete * A richiesta a scatole intere ★ grafiche miscelate casualmente

Rectified Cut item Item on net On request full boxes Graphics casually mixed











-  Piastrella con torelo incollato (solo su richiesta). Per uso esterno è necessario adottare tutte le misure per una posa a regola d'arte secondo usi e norme in vigore.
Tile with glued torelo (on request only). For external use it's necessary to adopt all precautions for a perfect tile according to usage and regulations in force.

VARIAZIONE CROMATICA - SHADE VARIATION



V2
Lieve variazione
Slight variation

CARATTERISTICHE TECNICHE - TECHNICAL CHARACTERISTICS

	Spessore	Formatura del prodotto	Assorbimento d'acqua	Carico di rottura	PEI Resistenza all'abrasione superficiale	Resistenza agli sbalzi termici	Resistenza al gelo	Resistenza chimica	Resistenza alle macchie	Coefficiente dinamico di frizione	Resistenza allo scivolamento
	Thickness	Product Moulding	Water absorption	Modulus of rupture	Resistance to surface abrasion	Resistance to thermal shock	Frost resistance	Chemical resistance	Stain resistance	Dynamic coefficient of friction	Slip resistance
			ISO 10545-3 B 1a	ISO 10545-4	ISO 10545-7	ISO 10545-9	ISO 10545-12	ISO 10545-13	ISO 10545-14	DCOF	DIN 51130 DIN 51097
											
FEEL	9 - 10	RET	< 0,5%	≥ 43 N/mm ²	5	Garantita Guaranteed Garantiert Garantie	Garantita Guaranteed Garantiert Garantie	GA (V) GLA (V) GHA (V)	Conforme Compliant Conforme Konforme	> 0,42	R10 A+B
FEEL Antislip	9	RET	< 0,5%	≥ 43 N/mm ²	5	Garantita Guaranteed Garantiert Garantie	Garantita Guaranteed Garantiert Garantie	GA (V) GLA (V) GHA (V)	Conforme Compliant Conforme Konforme	> 0,70	R11 A+B+C

EDIMAX
CERAMICHE
ASTOR

Gruppo Beta S.p.A. 41014 Solignano Nuovo (MO) Italy - Statale 569 n°234 tel. +39 059 748911 - fax +39 059 748990
www.edimaxastor.it - info@edimaxastor.it