



ITALGRANITI
SUPERIOR ITALIAN SURFACES



 **ITALGRANITI**
SUPERIOR ITALIAN SURFACES



**OUTDOOR
PORCELAIN
STONEWARE
20 MM THICK**



Lastre autoportanti in gres porcellanato
per pavimenti esterni

Self-supporting porcelain stoneware
outdoor paving slabs.

Selbsttragende Platten aus
Feinsteinzeug für Außenanlagen.

Dalles autoportantes en grès cérame
pour sols externes.

Placas autoportantes de gres porcelánico
para pavimentos exteriores.

Самонесущие плиты из керамического
гранита для наружной укладки.

OPEN ■ 20 mm

R11 / A + B + C

COLLECTIONS	PAGE	COLORS	60x120 cm	40x120 cm	30x120 cm	80x80 cm	60x60 cm	
			23 ¹⁰ x 47 ¹⁰	15 ¹⁰ x 47 ¹⁰	11 ¹⁰ x 47 ¹⁰	31 ¹⁰ x 31 ¹⁰	23 ¹⁰ x 23 ¹⁰	
MARBLE & STONE EFFECT	CHARM EXPERIENCE	92	Ceppo Artistico	■			■	
	ICÔNE BLEU	93	Beige				■	
			Gris				■	
	SILVER GRAIN	94	Grey	■			■	■
			Dark	■			■	■
			Taupe	■			■	■
			Decor F				■	
	CEPPO DI GRÉ	96	Grey				■	
			Dark				■	
	NORDIC STONE	97	Danimarca	■				
			Svezia	■				
	SHALE	98	Sand	■				■
			Taupe	■				■
	STONE PLAN	100	Greige	■				■
			Vals Bianca		■			
UP_STONE	101	Luserna Grigia		■				
		Lavagna Grigia		■				
		Up_Beige		■				
STONE MIX	102	Up_Cloud		■				
		Quartzite Grey	■				■	
STONE AGE	103	Chianca	■					
MINERAL D	104	Zolfo					■	
		Galena					■	
STONE D	105	Quartzite Dorada					■	
		Quartzite Di Barge					■	
		Quartzite Grafite					■	
CONCRETE & METAL EFFECT	NUANCES	106	Cipria	■			■	
			Tortora	■			■	
			Grigio	■			■	
			Antracite	■			■	
			Grigio Coccio				■	
			Tortora Coccio				■	
	TERRE	108	Bianco	■			■	
Canapa			■			■		
Cotto			■			■		
METALINE	109	Cenere	■			■		
		Plate				■		
		Zinc				■		
WOOD EFFECT	ALLURE	110	Iron				■	
			Corten				■	
			Rovere Amande				■	
MY PLANK	112	Rovere Naturel				■		
		Olmo Ambré				■		
		Reserve		■				
WOOD EFFECT	MY PLANK	112	Classic		■			
			Heritage		■			

ABOUT OPEN 06

GALLERY 38

20 MM THICK RANGE 90

SPECIAL PIECES 114

PLANTER 120

9 MM THICK RANGE 122

TECHNICAL INFO 130

INDEX

OPEN®

REWRITING OUTDOOR SURFACES.

OPEN è il progetto di superfici per esterno realizzate in gres porcellanato tecnico con spessore extra 2 cm. Dal naturale look pietra agli accoglienti effetti legno, **OPEN compone una selezione di materie ineguagliabili dedicate al landscape design.**

OPEN bezieht sich auf ein Projekt für technisches Feinsteinzeug für den Außenbereich mit einer Extra-Stärke von 2 cm. Von der Natursteinoptik bis hin zur gemütlichen Holzoptik **stellt OPEN eine Auswahl an Materialien zusammen, die in Bezug auf Leistung und Schönheit ihresgleichen suchen.**

OPEN est le projet des surfaces d'extérieur réalisées en grès cérame technique d'une épaisseur extralarge de 2 cm. De l'aspect naturel de la pierre aux surfaces accueillantes effet bois, **OPEN se compose d'un choix de matériaux uniques pour l'aménagement paysager.**

The OPEN project offers outdoor surfaces in 2 cm thick technical porcelain stoneware. From a natural stone look to warm wood-effects, **OPEN comprises a range of unrivalled materials dedicated to landscape design.**

OPEN es el proyecto de superficies para exterior realizadas en gres porcelánico técnico con un grosor adicional de 2 cm. Desde el aspecto natural de la piedra hasta aquellos con un cálido efecto madera, **OPEN crea una selección de materiales inigualables pensados especialmente para los proyectos de paisajismo.**

OPEN – это проект для наружных зон, реализованный из технического керамогранита толщиной более 2 см. От натурального камня до теплого дерева, **OPEN предлагает широчайшую гамму вариантов отделки для самых изысканных форм ландшафтного дизайна.**



HOTEL SEZZ - SAINT TROPEZ - FRANCE

PRIVATE AND PUBLIC, ANYWHERE OUTSIDE.

Attraverso funzionalità e soluzioni tecniche impareggiabili, OPEN garantisce la massima flessibilità di utilizzo per i grandi spazi pubblici e residenziali. OPEN è ideale per zone polifunzionali ultra resistenti o soluzioni gardening, **non conosce limiti applicativi e regala ispirazioni materiche raffinate per progetti all'avanguardia.**

With its unique functionality and technical solutions, OPEN ensures maximum flexibility of use in large-scale public and residential spaces. OPEN is ideal in ultra-resistant multi-functional spaces or as an outdoor solution, **has no application limits, and offers cutting-edge projects sophisticated material inspiration.**



SWIMMING-POOLS
AND BATHING
AREAS



PATIOS AND
TERRACES



GARDENS

360°



BARS AND
RESTAURANTS



STREET
FURNISHING



DRIVEWAYS
AND YARDS

Durch unvergleichliche Funktionalität und technische Lösungen garantiert OPEN maximale Nutzungsflexibilität für große öffentliche und Wohnumgebungen. OPEN eignet sich idealerweise für ultra-resistente Multifunktionsflächen oder Gartenausstattungen, es **kennt keine Grenzen der Anwendung und bietet raffinierte Materialinspirationen für avantgardistische Projekte.**

A través de funciones y soluciones técnicas incomparables, OPEN garantiza la máxima flexibilidad de uso para grandes espacios públicos y residenciales. OPEN se adapta perfectamente a espacios multifuncionales ultrarresistentes o a soluciones para jardines, **no conoce límites de aplicación y, gracias a materiales de lo más sofisticados, ofrece inspiración para proyectos de vanguardia.**

Grâce à des fonctionnalités et à des solutions techniques inégalées, OPEN garantit un maximum de flexibilité d'utilisation pour les grands espaces publics et les lieux d'habitation. OPEN est l'idéal des environnements polyvalents ayant des exigences de grande résistance ou comme solution d'aménagement paysager, **car il est sans limite d'application et qu'il offre aux projets d'avant-garde des matériaux d'une très grande élégance.**

Благодаря функциональности и передовым техническим решениям OPEN гарантирует максимальную гибкость в использовании как в обширных общественных зонах, так и в небольших и уютных жилых. OPEN идеально подходит для многофункциональных зон, требующих повышенной стойкости и ландшафтного дизайна, **почти не имеет ограничений и способен придавать проектным формам авангардный вид.**

OPEN®

A COMPLETE AND FLAWLESS SURFACE DESIGN.

Le superfici OPEN, sono complete di pezzi speciali e moduli flessibili pensati per rifinire con precisione le aree piscina, tutti i tipi di camminamenti, le terrazze e i giardini, zone carrabili e parcheggi. **La qualità dei materiali e le impareggiabili performance coordinano qualunque contesto outdoor.**

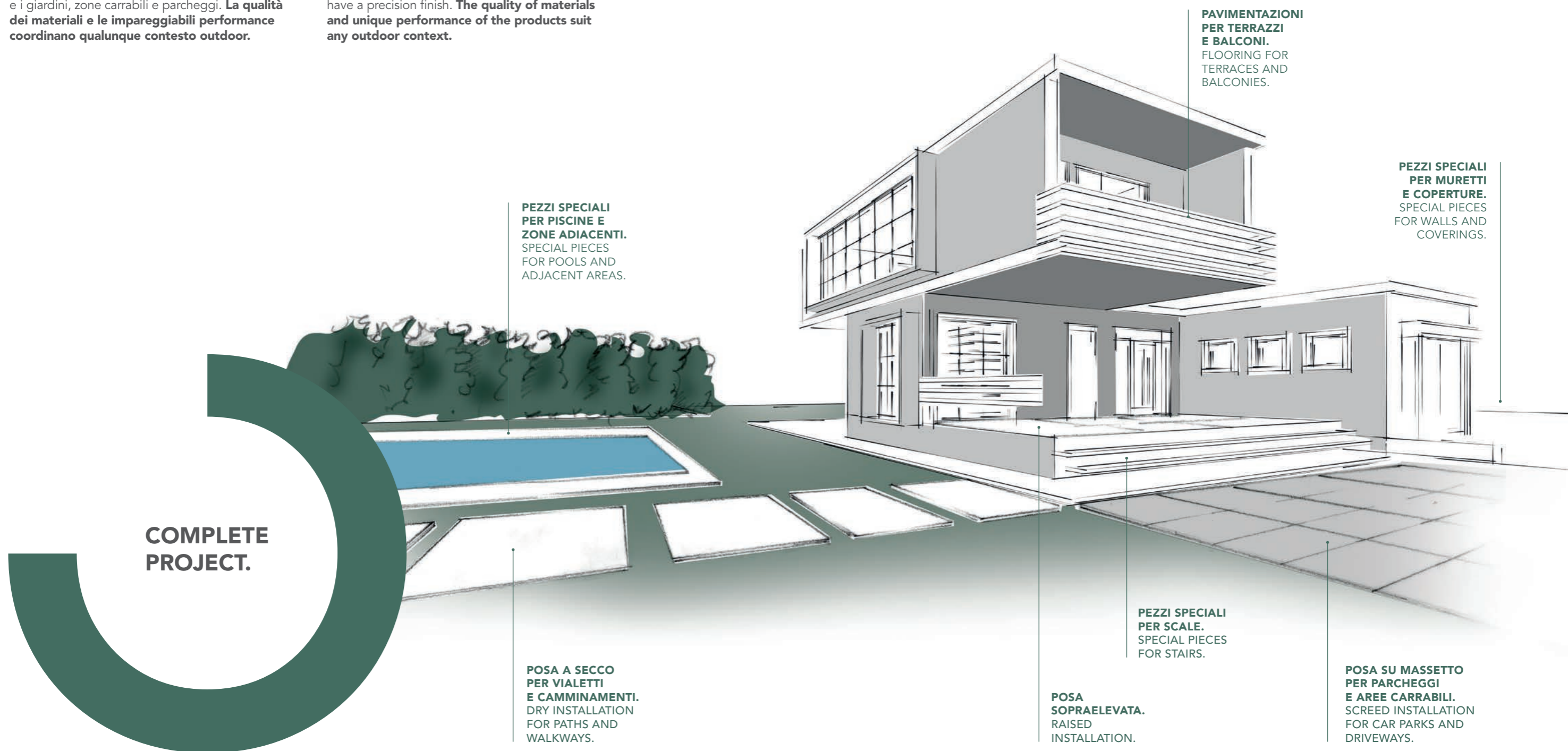
OPEN surfaces are enhanced with special pieces and flexible modules so that pool areas, walkways, terraces and gardens, driveways and car parks all have a precision finish. **The quality of materials and unique performance of the products suit any outdoor context.**

OPEN-Beläge sind mit Formteilen und flexiblen Modulen ausgestattet, die für die präzise Verlegung in Schwimmbadbereichen, allen Arten von Gehwegen, Terrassen und Gärten, Einfahrten und Parkplätzen entwickelt wurden. **Die Qualität der Materialien und die unvergleichliche Leistung harmonieren mit jedem Kontext im Freien.**

Les surfaces OPEN intègrent des pièces spéciales et des modules souples spécialement conçus pour les finitions de piscines, d'allées en tout genre, de terrasses, de jardins, de zones avec circulation de véhicules et de parkings. **Des matériaux de qualité et des performances inégalées qui s'adaptent à tous les contextes possibles en extérieur.**

Las superficies OPEN cuentan con piezas especiales y módulos flexibles diseñados para terminar con precisión las áreas de piscinas, todo tipo de caminos, terrazas y jardines, pasos para vehículos y zonas de estacionamiento. **La calidad de los materiales y las prestaciones incomparables encajan en cualquier ambiente al aire libre.**

Поверхности OPEN дополняются специальными изделиями и гибкими модулями предназначенными для упрощения отделки зон возле бассейнов, любых типов дорожек пешеходных зон и парковок. **Благодаря высокому качеству и превосходным характеристикам материалы коллекции OPEN способны идеально вписаться в любую среду.**



OPEN®

DESIGN THE PERFECT OUTDOOR SPACE WITH 5 TYPES OF INSTALLATION.

OPEN consente la rapida e veloce installazione a secco, e attraverso la tradizionale posa su massetto, completa le aree che richiedono performance estreme. OPEN è impareggiabile anche nei contesti sopraelevati, per coprire situazioni preesistenti o realizzare pavimentazioni dove alloggiare impianti tecnici.

OPEN allows for rapid dry installation, or traditional screed installation in areas that require extreme performance. OPEN is also unrivalled as a raised solution, covering pre-existing surfaces or creating flooring that can house technical systems.



1

Posa su erba. Laying on grass.

Trockene Verlegung auf gras
Pose sur gazon
Colocación sobre hierba
укладка на траву

2



Posa su ghiaia. Laying on gravel.

Trockene Verlegung auf Kies
Pose sur gravier
Colocación sobre gravilla
укладка на щебень

3



Posa a secco su sabbia. Laying on sand.

Trockene Verlegung auf Sand
Pose sur sable
Colocación sobre arena
укладка на песок

4



Posa su massetto. Laying on screed.

Verlegung auf Estrich
Pose sur chape
Colocación sobre solera
наклеивание на стяжку



5

Posa sopraelevata. Laying as raised paving.

Trockene Verlegung auf Stützen
Pose surélevée
Colocación sobre elevada
Укладка в качестве фальш-пола

5 DIFFERENT
INSTALLATION
OPTIONS.

OPEN ermöglicht eine schnelle und einfache Trockenverlegung und durch die traditionelle Verlegung auf Unterbetonblöcken auch die Fertigstellung von Bereichen, die extreme Leistungen erfordern. OPEN ist auch im Falle einer hochgestockten Verlegung unvergleichlich, und ermöglicht bestehende Böden zu überdecken oder Raum für technische Bodeninstallationen zu schaffen.

OPEN est facile et rapide à poser à sec ou bien posé sur chape à la manière traditionnelle pour la réalisation de surfaces destinées à des performances particulièrement élevées. OPEN est incomparable également pour les surfaces surélevées, pour couvrir d'anciens carrelages ou pour la réalisation de surfaces où loger des équipements techniques.

OPEN permite una instalación en seco rápida y fácil, y mediante la tradicional colocación sobre solera, se adapta a las áreas que requieren un rendimiento superior. OPEN también ofrece un resultado incomparable en pavimentos elevados, para cubrir superficies preexistentes o para crear suelos donde albergar sistemas técnicos.

Керамогранит OPEN может быстро укладываться сухим способом или традиционно на стяжку в зонах, где требуется повышенная прочность покрытия. Керамогранит OPEN почти не имеет соперников в отделке возвышенных цоколей и площадок, покрытия существующих или устройстве новых фальш-полов с проложенными под ними сетями и коммуникациями.

UNBEATABLE QUALITY.

OPEN è il gres porcellanato tecnico ad alto spessore 2 cm che garantisce **superfici eccezionalmente resistenti.**

OPEN is the 2 cm thick technical porcelain stoneware that makes for **highly resistant surfaces.**



GRES PORCELLANATO
MONOLITICO
DI ULTIMA GENERAZIONE
LATEST-GENERATION
MONOLITHIC
PORCELAIN STONEWARE



FACILE DA POSARE,
REMOVIBILE, RIUTILIZZABILE
EASY TO LAY, REMOVABLE
AND REUSABLE



PEZZI SPECIALI PER
GIARDINI, SCALE, PISCINE
SPECIAL PIECES FOR
GARDENS, STEPS AND
SWIMMING-POOLS



CARRABILE CON AUTO
(SE POSATO A COLLA)
DRIVE-OVER FOR CARS
(IF LAID WITH ADHESIVE)



NON ASSORBE MACCHIE
E ACIDI, FACILE DA PULIRE
DOES NOT ABSORB STAINS
OR ACIDS, EASY TO CLEAN



RESISTE AL GELO
E ALLE INTEMPERIE
RESISTANT TO FROST
AND WEATHER



INATTACCABILE DA SALE,
MUFFE, FERTILIZZANTI
E VERDERAME
IMMUNE TO SALT, MOULD,
FERTILISERS AND PLANT
TREATMENT PRODUCTS



INALTERABILE NEL TEMPO
IMMUNE TO TIME

BENEFITS AND ADVANTAGES.

Bei OPEN handelt es sich um das 2 cm starke technische Feinsteinzeug für **besonders widerstandsfähige Oberflächen.**

OPEN est en grès cérame technique d'une épaisseur de 2 cm qui garantit des **surfaces d'une résistance exceptionnelle.**


OPEN es el gres porcelánico técnico de 2 cm de grosor que garantiza **superficies con una resistencia excepcional.**

Технический керамогранит толщиной более 2 см OPEN гарантирует **исключительную прочность покрытий.**



HOTEL SEZZ - SAINT TROPEZ - FRANCE

CONCRETE & METAL EFFECT



Con oltre 40 effetti materici OPEN risolve con stile e sicurezza tutte le esigenze dell'outdoor.

Mit über 40 Materialeffekten löst OPEN alle Anforderungen im Außenbereich stilvoll und sicher.

Avec plus de 40 effets de matières, OPEN trouve des solutions esthétiques sûres pour toutes les exigences de l'extérieur.


With more than 40 material effects, OPEN meets all outdoor needs stylishly and safely.

Con más de 40 efectos de material, OPEN es la solución a cualquier necesidad de pavimentación al aire libre que requiera estilo y seguridad.

Свыше 40 вариантов отделки помогут решить самые сложные задачи в дизайне.

COLOUR RANGE.

MARBLE & STONE EFFECT



WOOD EFFECT



DESIGN FOR POOLS AND SURROUNDING AREAS.

Linguaggio estetico contemporaneo, soluzioni tecniche, funzionalità, sono i protagonisti di luoghi pubblici e privati dove design e stile interpretano l'*en plein air*.

Eine moderne Designsprache, technische Lösungen und Funktionalität sind die Hauptdarsteller öffentlicher und privater Umgebungen, an denen Architektur und Stil *en plein air* interpretiert werden.

Une esthétique contemporaine, des solutions techniques et des fonctionnalités qui sont les protagonistes de lieux publics et des habitations privées où design et style sont conjugués en version « *plein air* ».

Contemporary aesthetic language, technical solutions and functionality shine in public and private spaces where design and style interpret the *en plein air*.

El lenguaje estético moderno, las soluciones técnicas, la funcionalidad, son los protagonistas de los espacios públicos y privados donde el diseño y el estilo interpretan el *aire libre*.

Эстетичность, грамотные технические решения, функциональность сегодня являются неотъемлемыми факторами общественных зон, где дизайн и стиль акцентируют открытость.



SAFE AND STYLISH SURFACES.

OPEN resolve con sicurezza tutte le esigenze legate al mondo piscina. Le lastre monolitiche sono composte da sole materie prime naturali e sono altamente igieniche; la loro bassa porosità non trattiene umidità, batteri e odori. **Le superfici OPEN sono anallergiche e garantiscono massima sicurezza oltre la bellezza.**

OPEN löst sicher alle Bedürfnisse rund um die Welt der Schwimmbäder. Monolithische Platten werden nur aus natürlichen Rohstoffen hergestellt und sind sehr hygienisch; ihre geringe Porosität hält keine Feuchtigkeit, Bakterien und Gerüche zurück. **OPEN-Oberflächen sind hypoallergen und garantieren ein Höchstmaß an Sicherheit, ohne auf ästhetische Werte zu verzichten.**

OPEN répond en toute sécurité à toutes les exigences du monde des piscines. Les plaques monolithiques ne contiennent que des matières premières naturelles et sont hautement hygiéniques. Leur faible porosité ne retient pas l'humidité, ni les bactéries et les odeurs. **Les surfaces OPEN sont hypoallergéniques, assurent un maximum de sécurité et sont belles.**

OPEN safely addresses all needs relating to the pool world. The monolithic slabs comprise only natural raw materials and are extremely hygienic; their low porosity does not hold humidity, bacteria or odours. **OPEN surfaces are hypo-allergenic and ensure maximum safety as well as beauty.**

OPEN resuelve con seguridad todas las necesidades relacionadas con el mundo de las piscinas. Las placas monolíticas contienen únicamente materias primas naturales y son altamente higiénicas; su baja porosidad no retiene humedad, bacterias ni olores. **Las superficies OPEN son hipoalergénicas y garantizan la máxima seguridad más allá de su belleza.**

Керамогранит OPEN поможет с максимальной безопасностью решить любые проблемы, связанные с бассейнами. Монолитные плиты делаются исключительно из гигиеничного натурального сырья. Благодаря чрезвычайно низкой пористости они не пропускают воду и запахи, минимизируют размножение бактерий. **Керамогранит OPEN не вызывает аллергических реакций, отличается приятным внешним видом и абсолютно безопасен.**



HOTEL BUDVA - BUDVA - MONTENEGRO



HOTEL SEZZ - SAINTTROPEZ - FRANCE



PRIVATE VILLA - VEENWEG - NETHERLANDS

OPEN non necessita di vernici o resine protettive, non sprigiona gas tossici ed è totalmente VOC free.

OPEN does not require protective resins or varnishes, does not release toxic gases and is totally VOC free.

SAFETY WITHOUT COMPROMISE.

- 100% PROTECTION
- ENVIRONMENT FRIENDLY
- VOC FREE
- HYGIENIC
- SAFETY
- NON ALLERGIC

OPEN benötigt keine Schutzanstriche oder -harze, setzt keine giftigen Gase frei und ist völlig VOC-frei.

OPEN no requiere pinturas o resinas protectoras, no libera gases tóxicos y no contiene compuestos orgánicos volátiles (VOC).

OPEN n'a besoin ni de vernis ni de résines de protection, ne dégage aucune vapeur toxique et est totalement privé de COV.

Он не требует применения защитных лаков или смол, не выделяет токсичных газов и абсолютно не содержит летучих органических соединений.



PRIVATE VILLA - VEENWEG - NETHERLANDS



ANGOLARE CURVILINEO
CON TORO / CURVILINEAR
CORNER WITH BULLNOSE
80x80

GRADONE CON TORO
STEP TREAD WITH
BULLNOSE
40x80

GRIGLIA ANGOLARE
CORNER GRATING
16x80

CANALINA ANGOLARE
CORNER DUCT
8x16x80

GRIGLIA / GRATING
16x80

CANALINA / DUCT
8x16x80

ALZATA CON SCURETTO
RISER WITH GROOVE
20x80

GRADONE ASSEMBLATO
ASSEMBLED STEP TREAD
40x80

OPEN completa tutte le parti funzionali dell'outdoor attraverso un sistema di pezzi speciali coordinato a tutte le pavimentazioni planari.

OPEN meets all functional outdoor requirements with a complete system of special pieces to match the flat flooring solutions.

OPEN vervollständigt alle Funktionsteile des Außenbereichs durch ein komplettes System von Formteilen, die auf alle Bodenbeläge abgestimmt sind.

OPEN complète l'aménagement de toutes les zones fonctionnelles extérieures, grâce à un ensemble complet de pièces spéciales qui s'adaptent à tous les revêtements plans.

OPEN completa todas las partes funcionales del exterior mediante un completo sistema de piezas especiales coordinadas con todos los suelos planos.

В коллекции OPEN имеется широкая гамма специальных и фасонных частей для максимального упрощения укладки покрытий в узких местах.



Von Lösungen für hochgestockte Bodenbeläge bis hin zu Zubehör für Fensterbänke und Mauerwerke hat OPEN die richtige Antwort auf jede architektonische Anforderung. Jedes kleinste Detail und die Suche nach Materialpräzision verleihen der Städteplanung absolute Strenge.

OPEN répond à toutes les exigences architecturales, que ce soit par des solutions spécialement mises au point pour des sols surélevés ou sous forme d'accessoires pour rebords de fenêtres et murs. Le soin apporté à chaque détail et la précision de la ressemblance avec les matériaux d'inspiration offrent à l'aménagement paysager une rigueur absolue.



Desde soluciones dedicadas a pavimentos elevados hasta accesorios para antepechos y paredes, OPEN tiene la respuesta para cada necesidad arquitectónica. El cuidado hasta el último detalle y la búsqueda de la precisión del material brindan un rigor absoluto al diseño del paisaje.

Начиная от решений для покрытия площадок, цоколей, веранд и до аксессуаров для стен и перегородок керамогранит OPEN способен удовлетворить любые архитектурные изыски. Внимание к каждой детали и максимально точный подбор варианта отделки помогут придать архитектурным решениям абсолютную строгость.

COMPLETE RANGE OF SPECIAL PIECES.

Dalle soluzioni dedicate alle pavimentazioni sopraelevate agli accessori per davanzali e muretti, OPEN ha la risposta per ogni esigenza architettonica. **La cura di ogni particolare e la ricerca della precisione materica consegnano al landscape design rigore assoluto.**

From dedicated solutions to floating floors and accessories for windowsills and walls, OPEN has an answer for every architectural need. **Attention to every detail and the pursuit of material precision brings discipline to landscape design.**






PLANTER: ENHANCE YOUR OUTDOOR DESIGN

OPEN completa la creatività applicata al gres porcellanato **attraverso complementi materici ricchi di personalità**. Gli elementi **Planter**, disponibili in quattro formati e declinati in tutti i colori, **arredano l'outdoor con stile, conservando robustezza e inalterabilità**.

OPEN extends the creativity applied to its porcelain stoneware **with material accessories that are big in personality**. Available in four sizes and all colours, the **Planter** elements **furnish outdoor environments with style, while ensuring stability and permanence**.



Available in:

RECTANGULAR PLANTER

60x120x60 cm
40x80x40 cm

SQUARE PLANTER

60x60x60 cm
40x40x40 cm

OPEN vervollständigt die auf Feinsteinzeug angewandte Kreativität **durch personalisierte Materialergänzungen**. Die in vier verschiedenen Formate und allen Farben erhältlichen Elemente **Plantergestalten Außenbereiche mit Stil und sind gleichzeitig robust und langlebig**.

OPEN complète la créativité appliquée au grès cérame **par des compléments de matières pleins de caractère**. Les éléments **Planter**, disponibles en quatre formats et dans toutes les couleurs, **aménagent l'extérieur avec style, sont solides et conservent leur aspect d'origine au fil du temps**.

OPEN completa la creatività applicata al gres porcelánico **a través de complementos materiales de una gran personalidad**. Los elementos **Planter**, disponibles en cuatro formatos y en todos los colores, **decoran el exterior con estilo, manteniendo su resistencia y inalterabilidad**.

Керамогранит OPEN расширяет горизонты креативности при помощи **изделий индивидуального дизайна**. Прочные и превосходно сохраняющие внешний вид вазоны **Planter** четырех типоразмеров и почти любых доступных цветов **стильно украсят любые наружные пространства**.

DESIGNER STAIRCASES.

Il progetto OPEN applica alle scale gli stessi principi di efficienza, funzionalità e bellezza riservati alle superfici planari. Che siano rampe autoportanti o sospese, i pezzi speciali con differenti profili e layout sono in grado di accogliere le esigenze creative di architetti e paesaggisti.

Mit dem Projekt OPEN gelten für Treppenprojekte die gleichen Prinzipien in Funktion von Effizienz, Funktionalität und Ästhetik wie für Flächen. Bei freitragenden oder schwebend gelagerten Rampen erfüllen Formteile mit unterschiedlichen Profilen und Layouts die kreativen Wünsche von Architekten und Städteplanern.

Le projet OPEN réserve aux escaliers les mêmes principes d'efficacité, de fonctionnalité et d'esthétique qu'aux surfaces planes. Qu'il s'agisse de rampes autoportantes ou suspendues, les pièces spéciales en différents profils et formes répondent à chaque exigence ou création des architectes et maîtres paysagers.

With the OPEN project, the same principles of efficiency, functionality and beauty reserved for flat surfaces are **also applied to stairs.**

Whether self-supporting ramps or suspended stairs, special pieces with different profiles and layouts are able to meet the creative needs of architects and landscape designers.

El proyecto OPEN aplica a las escaleras los mismos principios de eficiencia, funcionalidad y belleza que hasta ahora estaban reservados para las superficies planas. Ya sean rampas autoportantes o suspendidas, las piezas especiales con diferentes perfiles y diseños son capaces de adaptarse a las necesidades creativas de arquitectos y paisajistas.

В проекте OPEN для лестниц используются те же принципы эффективности, функциональности и красоты, что и для ровных поверхностей. Самонесущие консольные ступени разного профиля и формы идеально подойдут для креативных архитектурных и дизайнерских решений.



PRIVATE VILLA - LAS VISTAS BAJA - COSTA RICA

OPEN REWRITES OUTDOOR SURFACES.

Le collezioni OPEN sono scelte ogni giorno dai protagonisti del design internazionale perché sintetizzano qualità ceramica e perfezione estetica. **Il gres porcellanato OPEN è posizionato ai vertici tecnici dell'industria ceramica e garantisce massima affidabilità ed eccellenza Made in Italy.**

Tagtäglich entscheiden sich die Player des internationalen Designs für die Kollektionen von OPEN, die keramische Qualität und ästhetische Perfektion gewährleisten. **OPEN-Feinsteinzeug gliedert sich an der Spitze der Keramikindustrie ein und garantiert höchste Zuverlässigkeit und Exzellenz des Made in Italy.**

Les professionnels du design de niveau international choisissent les collections OPEN, parce qu'elles sont une synthèse exceptionnelle de qualité céramique et perfection esthétique. **Le grès cérame OPEN atteint le plus haut degré de performances techniques de l'industrie céramique, car il garantit un maximum de fiabilité et représente l'excellence Made in Italy.**

International designers opt for OPEN collections because they are synonymous with ceramic quality and aesthetic perfection. **OPEN porcelain stoneware is a first-rate technical product within the ceramic industry and guarantees maximum reliability and Made in Italy excellence.**

Cada día las colecciones OPEN son la elección de los protagonistas del diseño internacional porque sintetizan la calidad cerámica y la perfección estética. **El gres porcelánico OPEN se posiciona técnicamente en lo más alto de la industria cerámica, al garantizar la máxima fiabilidad y la excelencia del Made in Italy.**

Керамогранит OPEN ежедневно используются в работе ведущими мировыми дизайнерами благодаря высокому качеству керамики и превосходному внешнему виду. **Технически керамогранит OPEN является одним из самых передовых изделий керамической промышленности, отличается максимальной надежностью и красивым внешним видом, которые всегда были отличительными признаками продукции с клеймом «Сделано в Италии».**

AUTHENTICITY GUARANTEE.

Portiamo con orgoglio in tutto il mondo materiali che esprimono al meglio la cultura estetica, l'eccellenza stilistica e tecnica del Made in Italy: nel design accurato, nell'assortimento di colori e decorazioni, nell'impiego delle più avanzate tecnologie e materie prime. **Sosteniamo tutti i valori promossi dal codice etico di Confindustria Ceramica, dalla produzione 100% Made in Italy alla responsabilità sociale e ambientale.**



Around the world, we proudly promote materials that best express that Made in Italy aesthetic, style and technical excellence: in the precise design, in the assortment of colours and decorations, and in the use of the most advanced technologies and raw materials. **We support all those values promoted by the Confindustria Ceramica code of ethics, from 100% Italian production to social and environmental responsibility.**



ECHTHEITSGARANTIE.

Wir sind stolz darauf, weltweit Materialien anzubieten, die die ästhetische Kultur, den Stil und die technische Hochwertigkeit des „Made in Italy“ am besten zum Ausdruck bringen: Im präzisen Design, in der Auswahl der Farben und Dekorationen, in der Verwendung der fortschrittlichsten Technologien und Rohstoffe. **Wir unterstützen alle Werte, die durch den Ethikkodex der Keramikindustrie gefördert werden, von der 100%igen Produktion in Italien bis zur sozialen und ökologischen Verantwortung.**

GARANTIE D'AUTHENTICITÉ.

Nous sommes fiers de fournir au monde entier des matériaux qui expriment au mieux la culture esthétique, l'excellence stylistique et technique du « Made in Italy » : dans le design soigné, dans l'assortiment des couleurs et des décorations, dans l'utilisation des technologies et des matières premières les plus avancées. **Nous défendons toutes les valeurs encouragées par le code éthique de Confindustria Ceramica, de la production 100 % italienne à la responsabilité sociale et environnementale.**

GARANTÍA DE AUTENTICIDAD.

Nos enorgullece distribuir por todo el mundo materiales que expresan de la mejor manera la cultura estética, la excelencia estilística y la técnica del Made in Italy: en su esmerado diseño, en la variedad de colores y decoraciones, y en el uso de las tecnologías y materias primas más avanzadas. **Defendemos todos los valores promovidos por el código ético de Confindustria Ceramica, desde la producción 100% Made in Italy hasta la responsabilidad social y medioambiental.**

ГАРАНТИЯ ПОДЛИННОСТИ.

Мы с гордостью представляем всему миру материалы, которые наилучшим образом воплощают в себе эстетическую культуру, стилистическое совершенство и технику «Сделано в Италии»: в тщательно продуманном дизайне, в гамме цветов и декоров, в использовании самых передовых технологий и сырьевых материалов. **Мы поддерживаем все ценности, изложенные в этическом кодексе Ассоциации производителей керамики - от производства 100% Сделано в Италии до социальной и экологической ответственности.**

OUR VALUES AND SUSTAINABILITY MODEL.

Lavoriamo per sviluppare un sistema di gestione ambientale che mette al centro la salvaguardia del pianeta e la salute delle persone. Il nostro grès porcellanato contribuisce ad un'edilizia di qualità attraverso prodotti durevoli formulati con materie prime naturali che non rilasciano sostanze nocive. **Siamo guidati dalla responsabilità sociale e orientiamo le nostre scelte industriali verso un modello sostenibile, efficace e coerente.**

Wir arbeiten an der Entwicklung eines Umweltmanagementsystems, das den Schutz des Planeten und die Gesundheit der Menschen in den Mittelpunkt stellt. Unser Feinsteinzeug trägt durch langlebige Produkte aus natürlichen Rohstoffen, die keine Schadstoffe freisetzen, zu einem qualitativ hochwertigen Bauen bei. **Wir lassen uns von sozialer Verantwortung leiten und orientieren unsere industriellen Entscheidungen an einem nachhaltigen, effektiven und kohärenten Vorbild.**

Nous travaillons au développement d'un système de gestion de l'environnement qui se concentre sur la protection de notre planète et de la santé des personnes. Notre grès cérame contribue à la construction de bâtiments de qualité en utilisant des produits durables constitués de matières premières naturelles qui ne relâchent aucunes substances dangereuses. **C'est notre responsabilité sociale qui nous guide et qui décide de nos choix industriels pour un modèle durable, efficace et cohérent.**

We work towards developing an environmental management system which focuses on safeguarding our planet and people's health. Our porcelain stoneware contributes towards quality construction through durable products made with natural raw materials which do not release any harmful substances. **We are guided by our social responsibility and base our industrial decisions on a sustainable, efficient and consistent model.**

Trabajamos para desarrollar un sistema de gestión medioambiental que hace hincapié en la protección del planeta y la salud de las personas. Nuestro grés porcelánico contribuye a una construcción de calidad mediante productos duraderos formulados con materias primas naturales que no liberan sustancias nocivas. **Nos guía la responsabilidad social y tomamos las decisiones industriales con vistas a un modelo sostenible, eficaz y coherente.**

Мы работаем над созданием системы экологического менеджмента, которая направлена на защиту планеты и здоровья людей. Наши керамограниты вносят свой вклад в повышение качества строительства благодаря своей прочности и использованию натурального сырья, которое не выделяет вредных веществ. **Мы подходим к собственному производству с должной социальной ответственностью и делаем выбор в пользу устойчивой, эффективной и последовательной модели.**

OPEN[®]
REWRITING OUTDOOR SURFACES



GALLERY



COLOR RANGE & ITEMS



TECHNICAL INFO

Charm Experience

60x120 - 80x80

Ispirato a un apprezzato marmo balcanico, Ceppo Artistico presenta un fondo grigio neutro costellato di corpose inclusioni minerali.

La versione Open in 2 cm unisce caratteristiche di forza e resistenza all'estesa abbinabilità dell'affascinante pietra in gres porcellanato.

Ceppo Artistico inspiriert sich mit seinem neutralen grauen Untergrund und kräftigen Mineraleinschlüssen am beliebten Balkanmarmor. Die 2-cm-Version open verbindet die Eigenschaften von Festigkeit und Widerstandsfähigkeit mit der umfangreichen Kombinierbarkeit des faszinierenden Feinsteinzeugs.

Inspiré d'un marbre apprécié de la région des Balkans, Ceppo Artistico présente un fond gris neutre parsemé d'inclusions minérales massives. La version Open en 2 cm associe les caractéristiques de solidité et de résistance avec la grande capacité d'assortiment du fascinant grès cérame.

Ceppo Artistico draws inspiration from a popular Balkan marble, its neutral grey background is dotted with bold mineral inclusions. **The Open version in 2 cm combines the characteristics of strength and resistance with the extensive combinability of the fascinating porcelain stoneware.**

Inspirado en un preciado mármol balcánico, Ceppo Artistico tiene un fondo gris neutro salpicado de importantes inclusiones minerales. **La versión Open de 2 cm combina características de fuerza y resistencia con la gran adaptabilidad de la preciosa piedra de gres porcelánico.**

Плитка Ceppo Artistico, вдохновением для которой стал ценный балканский мрамор, имеет нейтральный серый фон с вкраплениями минералов. **Версия Open толщиной 2 см сочетает в керамограните прочность и стойкость с широкими возможностями комбинирования этого чарующего материала.**



FLOOR: CEPP0 ARTISTICO 80x80 20mm
ACCESSORIES: NUANCES ANTRACITE



Nuances

60x120 - 80x80

Nuances nasce dall'iconico cemento, la sua estetica minimalista nasconde una complessa ricerca della materia e una calibrata essenzialità.

In abbinamento al gres monocromatico sono disponibili due superfici Coccio, le varianti decorative che arricchiscono i moduli con frammenti policromi.

Nuances entsteht aus dem ikonischen Zement, seine minimalistische Ästhetik verbirgt eine komplexe Erforschung des Materials und eine kalibrierte Essentialität. In Kombination mit dem einfarbigen Feinsteinzeug stehen zwei Coccio-Oberflächen zur Verfügung, die dekorativen Varianten, die die Module mit polychromen Fragmenten bereichern.

Nuances est issue du ciment iconique, son esthétique minimaliste cache une recherche complexe de la matière et une essentialité équilibrée. En combinaison avec le grès monochrome, deux surfaces Coccio sont disponibles, les variantes décoratives qui enrichissent les modules de fragments polychromes.

Nuances stems from iconic concrete, its minimalist styling conceals a complex material research and a calibrated elemental appeal.

In combination with the single-shade stoneware, two Coccio surfaces are available, the decorative variants that enrich the modules with multi-shade fragments.

Nuances surge del emblemático cemento, su estética minimalista oculta una compleja investigación del material y una sobriedad calibrada. Hay dos superficies Coccio combinadas con el gres monocromático, unas variantes decorativas que se suman a los módulos con fragmentos policromados.

Плитка Nuances рождается из такого культового материала, как бетон. За ее минималистской эстетикой стоят тщательные исследования материала и скрупулезная разработка концепции. Кроме однотонного керамогранита доступны два типа плитки Coccio, декоративные цветные компоненты, которые выгодно дополняют однотонные.



WALL: ANTRACITE 120x260x0,6
FLOOR: ANTRACITE 60x120 20mm

CONCRETE & METAL EFFECT



FLOOR: COCCIO GRIGIO 80x80 20mm
TABLE: NERO 120x260x0,6
WALL: ANTRACITE 120x260x0,6





ALZATA CON SCURETTO
RISER WITH GROOVE
20x80

GRADONE ASSEMBLATO
ASSEMBLED STEP TREAD
40x80

Un completo sistema di accessori e pezzi funzionali, assicura la massima continuità progettuale fino al minimo dettaglio architettonico.

A complete system of functional accessories and pieces ensure maximum design continuity right down to the smallest architectural detail.

Ein komplettes System von Zubehör und Formteilen sorgt für maximale Designkontinuität bis hin zum kleinsten architektonischen Detail.

Un système complet d'accessoires et de pièces fonctionnelles assure la continuité du projet jusque dans ses moindres détails architecturaux.

Un completo sistema de accesorios y piezas funcionales asegura la máxima continuidad del diseño hasta el más mínimo detalle arquitectónico.

Широкая гамма фасонных частей и принадлежностей дает возможность реализовывать проекты без подгонки вплоть до самых мелких деталей.




GRIGLIA ANGOLARE
CORNER GRATING
16x80

CANALINA ANGOLARE
CORNER DUCT
8x16x80

ANGOLARE CURVILINEO
CON TORO / CURVILINEAR
CORNER WITH BULLNOSE
80x80

GRADONE CON TORO
STEP TREAD WITH BULLNOSE
40x80



GRIGLIA / GRATING
16x80

CANALINA / DUCT
8x16x80

Terre

60x120 - 80x80

CONCRETE & METAL EFFECT



Terre interpreta la vera essenza della terra cruda e attraverso una selezione cromatica di pigmenti naturali, restituisce armonia e calore alle superfici. Il progetto avvolge gli spazi dell'abitare con tonalità che riflettono equilibrio, e modella il paesaggio esterno con atmosfere accoglienti e rilassanti.

Terre interprets the true essence of unfired earth, thanks to a chromatic selection of natural pigments, replenishing surfaces with harmony and warmth.

The design envelops the living spaces with shades that reflect balance, and shapes the outdoor landscape design with cosy, relaxing atmospheres.

Terre interpretiert die wahre Essenz der ungebrannten Erde durch eine chromatische Auswahl natürlicher Pigmente, die wieder Harmonie und Wärme in die Oberflächen bringt. Das Design umhüllt die Wohnräume mit Farbtönen, die das Gleichgewicht widerspiegeln, und gestaltet die Außenlandschaft mit gemütlichen, entspannenden Atmosphären.

Terre interprète la véritable essence de la terre crue à travers une sélection chromatique de pigments naturels et apporte de l'harmonie et de la chaleur aux surfaces. Le design enveloppe les espaces de vie avec des teintes qui reflètent l'équilibre et façonne le paysage extérieur avec des atmosphères chaleureuses et relaxantes.

Terre interpreta la auténtica esencia del barro sin cocer a través de una selección cromática de pigmentos naturales, aportando armonía y calidez a las superficies. El proyecto envuelve los espacios habitables con tonalidades que reflejan el equilibrio, y da forma al paisaje exterior con atmósferas acogedoras y relajantes.

Terre интерпретирует сущность глинистой земли и через цветовую подборку натуральных пигментов делает поверхности теплыми и гармоничными. Проект наполняет жилые помещения оттенками, воплощающими равновесие, и создает внешний пейзаж с гостеприимной и расслабляющей атмосферой.

WALL: BIANCO 120x120 - COTTO BRICCO 60x120
FLOOR: CANAPA 60x120 20mm - COTTO 60x120 20mm - COTTO GRADONE ASSEMBLATO 30x120 20mm - COTTO ALZATA CON SCURETTO 20x120 20mm - COTTO BORDO L 20x22x120 20mm



Metaline

80x80 - 60x60

Metaline rappresenta al meglio l'iconica bellezza del metallo, oggi più che mai protagonista degli spazi outdoor. All'indiscussa eleganza, **OPEN aggiunge tutti i vantaggi del gres porcellanato monolitico più evoluto: estrema compattezza, versatilità, facilità di posa e resistenza agli sbalzi termici.**

Metaline in 20 mm Stärke für Außenbereiche ist das Ebenbild der ikonischen Schönheit von Metall, einem Material, das heute mehr denn je ein Protagonist der Outdoor-Bereiche ist. Seiner unbestrittenen Eleganz fügt Italgraniti alle Vorteile von hochentwickeltem monolithischem Feinsteinzeug hinzu: extreme Kompaktheit, Vielseitigkeit, leichte Verlegbarkeit und Temperaturwechselbeständigkeit.

En épaisseur de 20 mm pour les extérieurs, Metaline représente au mieux la beauté iconique du métal, aujourd'hui plus que jamais protagoniste des espaces extérieurs. À l'indiscutable élégance, Italgraniti ajoute tous les avantages du grès cérame monolithique le plus moderne : compact à l'extrême, flexible, facile à poser et résistant aux brusques variations de température.

Metaline is the finest representation of the iconic beauty of metal, now enjoying its greatest ever popularity for outdoor spaces. **OPEN backs up superlative elegance with all the benefits of leading-edge monolithic porcelain stoneware: extreme compactness, versatility, easy installation and resistance to thermal shocks.**

Metaline con grosor de 20 mm para exteriores representa completamente la belleza icónica del metal, y hoy, más que nunca, es protagonista de los espacios exteriores. A la indiscutible elegancia Italgraniti añade todas las ventajas del gres porcelánico monolítico más evolucionado: máxima compacidad, versatilidad, facilidad de colocación y resistencia a los choques térmicos.

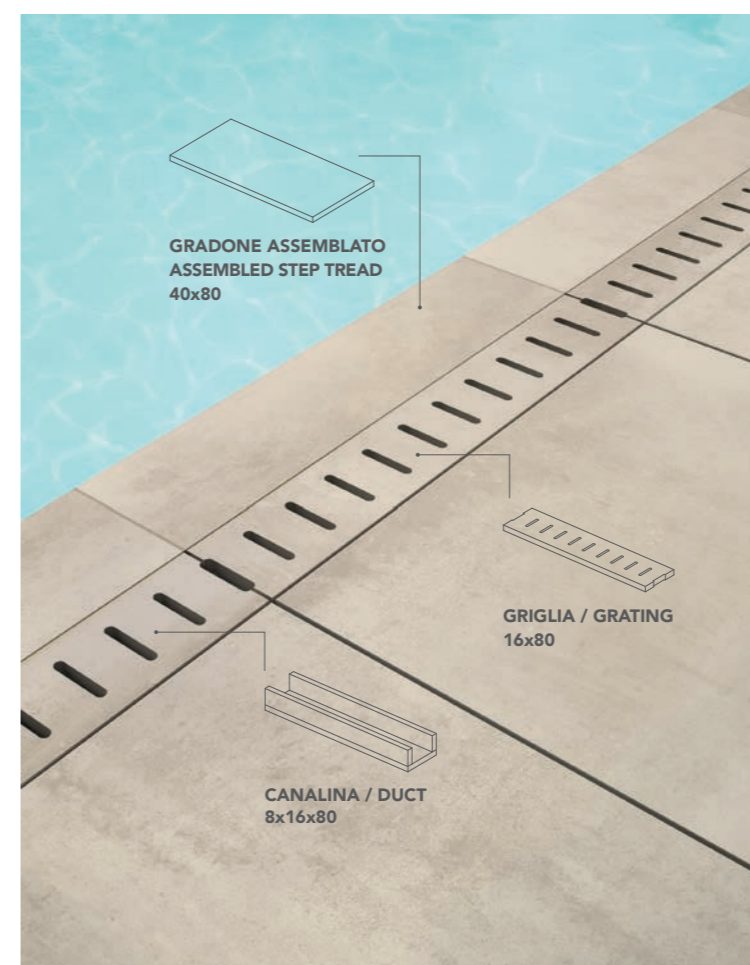
Metaline толщиной 20 мм для внешнего покрытия представляет наилучшим образом изобразительную красоту металла, сегодня более чем когда-либо являющимся главным героем открытых пространств. Italgraniti добавляет к беспорной эlegантности все преимущества современного монолитного керамогранита: экстремальная компактность, универсальность, простота укладки и устойчивость к термическим перепадам.

CONCRETE & METAL EFFECT





INSIDE: PLATE 80x80
OUTSIDE: PLATE 80x80 20 mm - GRADONE ASSEMBLATO 40x80 20 mm
CANALINA 8x16x80 20 mm - GRIGLIA 16x80 20 mm



Dank der Funktionstüchtigkeit und der Koordinierung der Stoffe **betonen Gärten, Terrassen und Balkons den Dialog zwischen Innen- und Außenräumen.**

Grâce à la fonctionnalité et à la coordination des matières, **jardins, terrasses et balcons soulignent le dialogue entre intérieurs et extérieurs.**

Gracias a la funcionalidad y a la coordinación entre materiales, **los jardines, terrazas y balcones acentúan el diálogo entre interiores y exteriores.**

Благодаря функциональности и сочетаемости материалов **сады, террасы и балконы подчеркивают связность интерьеров и экстерьеров.**

Silver Grain

60x120 - 80x80 - 60x60

STONE EFFECT



WALL: CEPPO DI GRÉ GREY 160x320x0,6
COUNTER+TABLE+PLANTER+MINI POOL: CEPPO DI GRÉ GREY 160x320x0,6
FLOOR: SILVER GRAIN GREY 80x80 20mm - DECOR F 80x80 20mm

Silver Grain valorizza al massimo la ricchezza grafica delle rocce calcaree. Le lastre per esterni dai colori neutri ed essenziali, si arricchiscono di tappeti decorativi di grande impatto visivo.

La qualità estetica si unisce alle performance Open, la tecnologia che non teme sollecitazioni e assicura in ogni contesto abitativo bellezza inalterata.

Silver Grain makes the most of the design wealth of the limestone rocks. The outdoor slabs in neutral and essential colours are enriched with decorative carpets of great visual impact. **Aesthetic quality is combined with Open performance, the technology that does not fear stress and ensures unaltered beauty in every living context.**

Silver Grain wertet den grafischen Reichtum der Kalksteinfelsen hoch. Die für den Außenbereich bestimmten Platten in neutralen und essentiellen Farben werden mit dekorativen Teppichen von großer optischer Wirkung bereichert. **Ästhetische Qualität verbindet sich mit Open Performance, einer Technologie, die keine Angst vor Stress hat und unveränderte Schönheit in jedem Lebenskontext gewährleistet.**

Silver Grain exploite au mieux la richesse graphique des roches calcaires. Les dalles extérieures aux couleurs neutres et essentielles sont enrichies de tapis décoratifs d'un grand impact visuel. **La qualité esthétique est associée à la performance Open, la technologie qui ne craint pas les sollicitations et assure une beauté inaltérée quel que soit le type d'habitat.**

Silver Grain maximiza la complejidad gráfica de las rocas calizas. Las placas exteriores de colores neutros y esenciales se potencian con alfombras decorativas de gran impacto visual. **La calidad estética se combina con el rendimiento Open, tecnología que no teme a las tensiones y se adapta a cualquier espacio residencial con una belleza inalterable.**

Silver Grain максимально демонстрирует графическое богатство известняковых пород. Уличные плиты простых нейтральных цветов украшают эффектные декоративные ковры. **Плитка Open сочетает эстетическое качество с высокими техническими характеристиками и технологичностью, не боится высоких нагрузок и дарит красоту в условиях любых жилых помещений.**

Ceppo di Gré

80x80

STONE EFFECT



WALL: SILVER GRAIN WHITE 160x320x0,6
FLOOR: CEPPPO DI GRÉ DARK 80x80 20mm - GRADONE 40x80 20mm - ALZATA CON SCURETTO 20x80 20mm

OPEN ha creato due pietre che accostano purezza stilistica, forza estetica e performance.

Il risultato è un invito alla creatività progettuale per ambienti che lasciano il segno.

OPEN has created two stones that combine stylistic purity, aesthetic strength and performance.

The result is a creative design invitation, for living environments that make a statement.

OPEN hat zwei Steine geschaffen, die stilistische Reinheit, ästhetische Stärke und Leistung vereinen.
Ein Drang nach kreativer Gestaltung für Umgebungen, die nicht so schnell vergessen werden.

OPEN a créé deux pierres qui allient la pureté stylistique, la force esthétique et la performance. Le résultat est une invitation à la créativité conceptuelle pour des espaces qui marquent les esprits.

OPEN ha creado dos piedras que combinan pureza estilística, fuerza estética y rendimiento. El resultado es una invitación a la creatividad del diseño para entornos que dejan huella.

OPEN разработал два камня, которые сочетают в себе стилистическую чистоту, эстетическую силу и высокие технические показатели. Результатом стал огромный творческий простор для создания эффектных дизайнерских решений.



WALL: CEPPPO DI GRÈ GREY 160x320x0,6 - 80x80
FLOOR: CEPPPO DI GRÈ GREY 80x80 20mm

Icône Bleu

80x80

Icône Bleu arricchisce le superfici con le tipiche sfumature dell'iconica Pierre Bleue. Italgraniti completa le ricercate pavimentazioni in gres spessorato, con un esteso programma di accessori funzionali che garantiscono bellezza e dettagli a regola d'arte.

Icône Bleu enriches the surfaces with the typical shades of the iconic Pierre Bleue. Italgraniti completes its sought-after thick porcelain stoneware floor tiles with an extensive programme of functional accessories that guarantee beauty and workmanlike details.



WALL: BLANC 120x120
FLOOR: GRIS 80x80 20mm - GRADONE ASSEMBLATO 40x80 20mm
CANALINA 8x16x80 20mm - GRIGLIA 16x80 20mm

STONE EFFECT



Icône Bleu bereichert die Oberflächen mit den typischen Farbtönen der ikonischen Pierre Bleue. Italgraniti rundet das Lieferprogramm der beliebten starken Feinsteinzeugfliesen mit einem umfangreichen Programm an funktionellem Zubehör ab, das Schönheit und handwerkliche Details garantiert.

Icône Bleu enrichit les surfaces avec les nuances typiques de l'emblématique Pierre Bleue. Italgraniti complète ses carrelages en grès cérame épais, très recherchés, avec une large gamme d'accessoires fonctionnels qui garantissent la beauté et le soin des détails.

Icône Bleu embellece las superficies con los matices típicos de la emblemática Pierre Bleue. Italgraniti completa la sofisticada gama de suelos de gres de espesor con un extenso abanico de accesorios funcionales que aportan belleza y detalles perfectos.

Плитка Icône Bleu характеризуется оттенками, традиционными для легендарного Pierre Bleue. Italgraniti дополняет изысканные напольные покрытия из керамогранита повышенной толщины обширной линейкой функциональных аксессуаров, которые подарят интерьеру красоту и добавят ему безупречных деталей.

Shale

60x120 - 60x60

STONE EFFECT



WALL: NUANCES SALVIA 120x260x0,6
FLOOR: SAND 60x120 20mm - ALZATA CON SCURETTO 20x120 20mm - ANGOLARE INTERNO COSTA LUCIDA 45° 30x120 20mm - GRADONE COSTA LUCIDA 30x120 20mm

Il materiale più performante e tecnologico, ineguagliabile per **durata, resistenza e facilità di manutenzione.**

Das leistungsstärkste und technologischste Material, unvergleichbar dauerhaft, widerstandsfähig und pflegeleicht.

Le matériau technologique le plus performant, inégalable en termes de durée, de résistance et de facilité d'entretien.

The best-performing, most high-tech material, unbeatable for **durability, strength and ease of maintenance.**

Es el material más versátil y tecnológico, inigualable por su duración en el tiempo, resistencia y facilidad de mantenimiento.

Высшие технологические и эксплуатационные качества, долговечность, прочность и лёгкость обслуживания.



OUTSIDE: GREIGE 60x120 20mm
INSIDE: GREIGE 80x160



Nordic Stone

60x120

Nordic Stone riflette l'elegante variabilità della pietra Burlington, la superficie apprezzata da architetti e paesaggisti di tutto il mondo per l'intramontabile bellezza. **Al fascino materico si uniscono i vantaggi strutturali e i pezzi speciali che definiscono camminamenti e scalinate impeccabili.**

Nordic Stone reflects the elegant variability of Burlington stone, the surface valued by architects and landscapers around the world for its timeless beauty. **The material appeal is combined with structural advantages and special pieces that define flawless walkways and stairways.**



FLOOR: SVEZIA 60x120 20mm



FLOOR: DANIMARCA 60x120 20mm - GRADONE ASSEMBLATO 30x120 - GRADONE ANGOLARE ASSEMBLATO CORNER 30x120

Nordic Stone spiegelte die elegante Variabilität des Burlington-Steins wider, einer Oberfläche, die von Architekten und Städteplanern auf der ganzen Welt wegen ihrer zeitlosen Schönheit geschätzt wird. **Die Attraktivität des Materials wird mit strukturellen Vorteilen und besonderen Formteilen kombiniert, die makellose Laufwege und Treppen definieren.**

Nordic Stone reflète l'élegante variabilité de la pierre de Burlington, une surface appréciée des architectes et paysagistes du monde entier pour sa beauté intemporelle. **L'attrait du matériau est combiné à des avantages structurels et à des pièces spéciales qui dessinent des passerelles et des escaliers impeccables.**

Nordic Stone refleja la elegante variabilidad de la piedra Burlington, la superficie apreciada por arquitectos y paisajistas de todo el mundo por su belleza atemporal. **El atractivo del material se combina con ventajas estructurales y piezas especiales que definen con precisión caminos y escaleras.**

Nordic Stone отражает эlegantную вариативность камня Burlington, поверхности, которую архитекторы и ландшафтные дизайнеры всего мира ценят за ее неподвластную времени красоту. **Привлекательная фактура сочетается с конструктивными преимуществами и особыми деталями, которые позволяют создавать безупречные дорожки и лестницы.**

Stone Mix

60x120 - 60x60

STONE EFFECT



FLOOR: QUARZITE GREY 60x60 20mm

Mineral D

60x60

La variabilità e la ricchezza grafica bilanciate da calibrate cromie e venature essenziali.

Mineral D arricchisce le architetture esterne senza prevaricarle.

Graphic variability and richness balanced by calibrated colours and essential veining.

Mineral D enriches exterior architecture without overpowering it.



FLOOR: ZOLFO 60x60, 20mm - BORDO L 15x15x60, 20mm

STONE EFFECT



BORDO L / L EDGE
15x15x60

Grafische Variabilität und Reichtum, ausgeglichen durch kalibrierte Farben und essenzielle Maserungen.
Mineral D bereichert die Außenarchitektur, ohne sie zu ersetzen.

Variabilité et richesse graphiques équilibrées par des couleurs mesurées et un veinage essentiel. Minéral D enrichit l'architecture extérieure sans la dominer.

Variabilidad y riqueza gráfica equilibradas por colores calibrados y veteados esenciales. Mineral D aporta belleza a cualquier arquitectura exterior sin robarle protagonismo.

Вариативность и графическое богатство уравновешивают четко подобранные цвета и естественные вены. Mineral D выгодно подчеркивает внешнюю архитектуру, не перетягивая на себя внимание.

OPEN non assorbe sporco di olio, segni di pneumatici ed è facile da pulire. La tradizionale posa a colla è l'ideale per rivestire pavimentazioni estremamente resistenti e carrabili.

OPEN nimmt keine Verschmutzung durch Öl und von Reifen verursachten Schlieren auf und ist leicht zu reinigen. Die traditionelle Verlegung mit Kleber ist die ideale Lösung für die Gestaltung extrem widerstandsfähiger und befahrbarer Bodenbeläge.

OPEN n'absorbe pas les saletés grasses ni les traces de pneus et est facile à nettoyer. La traditionnelle pose collée est idéale pour revêtir les sols très résistants et carrossables.

OPEN does not absorb oil spills or tyre marks and is easy to clean. Traditional installation with glue is ideal for high-strength driveway pavings.

OPEN no absorbe la suciedad del aceite ni las marcas de neumáticos y resulta fácil de limpiar. La tradicional colocación con cola resulta ideal para revestir pavimentos extremadamente resistentes y transitables.

OPEN не задерживает жирную грязь, следы шин и легко очищается. Традиционная укладка на клей идеально подходит для создания прочных полов, пригодных для проезда автомобилей.



FLOOR: GALENA 60x60 20mm



Up_Stone

40x120

STONE EFFECT



OUTSIDE: UP_CLOUD 40x120 20mm
INSIDE: UP_CLOUD 60x120

Up_Stone trasferisce una ricerca evoluta e articolata, **l'insieme di ampie venature e movimenti a spacco sono frutto di una lavorazione meticolosa che rispetta l'equilibrio della pietra di riferimento, la Beola.**

Up_Stone transfers an evolved and articulated research: **the whole of wide veins and split movements is the result of a meticulous processing that respects the balance of the stone of reference, the Beola.**

Up_Stone entsteht aus einer sorgfältigen Forschung, **durch welche breite Maserungen und geteilte Bewegungen das Gleichgewicht des nachgebildeten Steins Beola gewährleisten.**

Up_Stone transfère une recherche évoluée et articulée, **l'ensemble des veines larges et des mouvements fractionnés sont le résultat d'un travail minutieux qui respecte l'équilibre de la pierre de référence, la Beola.**

Up_Stone refleja una investigación avanzada y sistemática, **un conjunto de veteados de gran tamaño y movimientos partidos que son el resultado de un minucioso trabajo que respeta el equilibrio de la piedra de referencia, la Beola.**

Up_Stone отражает особую авангардную элегантность. **Множество крупных вен и имитаций трещин являются результатом кропотливых разработок, необходимых чтобы гармонично воспроизвести внешний вид эталонного камня Beola.**

Stone Plan

40x120

STONE EFFECT



FLOOR: LUSERNA GRIGIA 60x60,20mm - GRIGLIA 14x60,20mm - CANALINA 8x14x60,20mm

Stone D

60x60


Stone D è il progetto di pietre in gresporcellanato che dona alle pavimentazioni outdoor **la forza estetica della natura unita alle performance tecniche del miglior materiale per esterni.**

Stone D is the porcelain stoneware project that gives outdoor flooring **the aesthetic strength of nature combined with the technical performance of the best outdoor material.**



FLOOR: QUARZITE DORADA 60x60 20mm

STONE EFFECT



FLOOR: QUARZITE GRAFITE 60x60 20mm

Stone D ist das Feinsteinzeugprojekt, das den Bodenbelägen für den Außenbereich **die ästhetische Kraft der Natur in Verbindung mit den technischen Leistungen des besten Außenmaterials** verleiht.

Stone D est le projet en grès cérame qui donne aux revêtements de sol extérieurs **la force esthétique de la nature associée aux performances techniques du meilleur matériau pour l'extérieur.**

Stone D es el proyecto de piedra de gres porcelánico que aporta a los pavimentos de exterior **la fuerza estética de la naturaleza unida a las prestaciones técnicas del mejor material para exterior.**

Stone D - это линейка напольной уличной плитки из керамогранита, **сочетающая эстетическую силу природы с техническими характеристиками лучшего материала для наружного применения.**

Allure

30x120

WOOD EFFECT



WALL: SILVER GRAIN GREY 160x320x0,6
FLOOR: ROVERE NATUREL 30x120 20mm - GRIGLIA 14x60 20mm - CANALINA 8x14x60 20mm
GRADONE 30x120 20mm - GRADONE ANGOLARE 30x120 20mm



Il fascino materico conserva la forza del gres porcellanato OPEN, irrompe negli spazi outdoor, portando bellezza e comfort.

Der Reiz dieses Materials bewahrt die Stärke von OPEN Feinsteinzeug, bricht in Außenräume ein und bringt Schönheit und Komfort.

Le charme matériel conserve la force du grès cérame OPEN et fait irruption dans les espaces extérieurs en leur apportant de la beauté et du confort.

The textural appeal retains the strength of OPEN porcelain tile and invades outdoor spaces, bringing beauty and comfort.

El encanto de la textura conserva la fuerza del gres porcelánico OPEN, irrumpe en los espacios al aire libre, aportando belleza y confort.

Очарование текстуры хранит в себе силу керамогранита OPEN, врывающегося в наружные пространства и привносящего в них красоту и комфорт.



My Plank

40x120

WOOD EFFECT



FLOOR: CLASSIC ANTISLIP 40x120 20mm - CANALINA 8x14x60 20mm - GRIGLIA 14x60 20mm - GRADONE ASSEMBLATO 40x120 20mm - ALZATA CON SCURETTO 20x120 20mm

OPEN[®]
REWRITING OUTDOOR SURFACES


■ 20 mm thick



MARBLE & STONE EFFECT



CONCRETE & METAL EFFECT




WOOD EFFECT

■ 20 mm thick

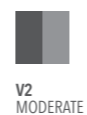
Charm Experience

60x120 - 80x80

CEPPO ARTISTICO



	SURFACE	60x120 cm 23 ^{1/2} "x47 ^{1/4} "	80x80 cm 31 ^{1/2} "x31 ^{1/2} "
CEPPO ARTISTICO	Antislip	AC02BA2 ■ 86	AC02882 ■ 86



■ 20 mm thick

Îcône Bleu

80x80

BEIGE



GRIS



	SUPERFICIE SURFACE	80x80 cm 31 ^{1/2} "x31 ^{1/2} "
BEIGE	Antislip	IB02882 ■ 86
GRIS	Antislip	IB03882 ■ 86



MARBLE & STONE EFFECT

■ 20 mm thick

Silver Grain

60x120 - 80x80 - 60x60

MARBLE & STONE EFFECT

GREY




DARK






TAUPE



DECOR F 80x80



				
	SUPERFICIE SURFACE	60x120 cm 23 ¹² / ₁₆ "x47 ¹⁴ / ₁₆ "	80x80 cm 31 ¹² / ₁₆ "x31 ¹² / ₁₆ "	60x60 cm 23 ¹² / ₁₆ "x23 ¹² / ₁₆ "
GREY	Antislip	SI03BA2 ■ 086	SI03882 ■ 086	SI03682 ■ 063
DARK	Antislip	SI05BA2 ■ 086	SI05882 ■ 086	SI05682 ■ 063
TAUPE	Antislip	SI04BA2 ■ 086	SI04882 ■ 086	SI04682 ■ 063
DECOR F	Antislip		SID0882F ■ 091	


V2
MODERATE



HEAVY TRAFFIC
TRAFFICO INTENSO

■ 20 mm thick


Ceppo di Gré

80x80

GREY



DARK



	SUPERFICIE SURFACE	80x80 cm 31 ^{1/2} "x31 ^{1/2} "
GREY	Antislip	CG01882 ■ 086
DARK	Antislip	CG02882 ■ 086



V2
MODERATE



HEAVY TRAFFIC
TRAFFICO INTENSO

MARBLE & STONE EFFECT

■ 20 mm thick

Nordic Stone

60x120

DANIMARCA



SVEZIA



	SUPERFICIE SURFACE	60x120 cm 23 ^{1/2} "x47 ^{1/4} "
DANIMARCA	Antislip	NT02BA2 ■ 086
SVEZIA	Antislip	NT04BA2 ■ 086



V2
MODERATE



HEAVY TRAFFIC
TRAFFICO INTENSO


■ 20 mm thick

Shale

60x120 - 60x60

MARBLE & STONE EFFECT

SAND





TAUPE



GREIGE



			
	SURFACE	60x120 cm 23 ¹ / ₂ "x47 ¹ / ₄ "	60x60 cm 23 ¹ / ₂ "x23 ¹ / ₂ "
SAND	Antislip	SL02BA2 ■ 86	SL02682 ■ 063
TAUPE	Antislip	SL06BA2 ■ 86	SL06682 ■ 063
GREIGE	Antislip	SL03BA2 ■ 86	SL03682 ■ 063


V3
HIGH


HEAVY TRAFFIC
TRAFFICO INTENSO

■ 20 mm thick

Stone Plan

40x120

VALS BIANCA



LAVAGNA GRIGIA



LUSERNA GRIGIA



	SUPERFICIE SURFACE	40x120 cm 15 ^{3/4} "x47 ^{1/4} "
VALS BIANCA	Antislip	SP01CA2 ■ 086
LAVAGNA GRIGIA	Antislip	SP05CA2 ■ 086
LUSERNA GRIGIA	Antislip	SP03CA2 ■ 086



V2
MODERATE

VALS BIANCA
LAVAGNA GRIGIA



V3
HIGH

LUSERNA GRIGIA



HEAVY TRAFFIC
TRAFFICO INTENSO

MARBLE & STONE EFFECT

■ 20 mm thick

Up_Stone

40x120

UP_BEIGE



UP_CLOUD



	SUPERFICIE SURFACE	40x120 cm 15 ^{3/4} "x47 ^{1/4} "
UP_BEIGE	Antislip	UP02CA2 ■ 086
UP_CLOUD	Antislip	UP03CA2 ■ 086



V2
MODERATE



HEAVY TRAFFIC
TRAFFICO INTENSO

■ 20 mm thick

Stone Mix

60x120 - 60x60

QUARZITE GREY



■ 20 mm thick

Stone Age

60x120

CHIANCA



MARBLE & STONE EFFECT

	SUPERFICIE SURFACE	60x120 cm 23 ¹² x 47 ¹⁴ "	60x60 cm 23 ¹² x 23 ¹² "
QUARZITE GREY	Antislip	TX04BA2 ■ 086	TX04682 ■ 063

V3 HIGH

HEAVY TRAFFIC TRAFFICO INTENSO

	SUPERFICIE SURFACE	60x120 cm 23 ¹² x 47 ¹⁴ "
CHIANCA	Antislip	SG01BA2 ■ 086

V2 MODERATE

HEAVY TRAFFIC TRAFFICO INTENSO

■ 20 mm thick


Mineral D

60x60

ZOLFO



GALENA




■ 20 mm thick

Stone D

60x60

QUARZITE DORADA



QUARZITE DI BARGE



QUARZITE GRAFITE



MARBLE & STONE EFFECT

	SUPERFICIE SURFACE	60x60 cm 23 ^{1/2} "x23 ^{1/2} "
ZOLFO	Antislip	MD02682 ■ 063
GALENA	Antislip	MD04682 ■ 063

V3 HIGH

HEAVY TRAFFIC TRAFFICO INTENSO

	SUPERFICIE SURFACE	60x60 cm 23 ^{1/2} "x23 ^{1/2} "
QUARZITE DORADA	Antislip	SD01682 ■ 063
QUARZITE DI BARGE	Antislip	SD02682 ■ 063
QUARZITE GRAFITE	Antislip	SD04682 ■ 063

V2 MODERATE

V3 HIGH

HEAVY TRAFFIC TRAFFICO INTENSO

QUARZITE GRAFITE

QUARZITE DORADA

QUARZITE DI BARGE


■ 20 mm thick

Nuances

60x120 - 80x80

CONCRETE & METAL EFFECT

CIPRIA



TORTORA



TORTORA COCCIO



ANTRACITE



GRIGIO



GRIGIO COCCIO



SURFACE	<div style="display: flex; justify-content: space-around; align-items: center;"> <div style="border: 1px solid black; width: 15px; height: 10px; margin-right: 5px;"></div> <div style="border: 1px solid black; width: 15px; height: 10px; margin-right: 5px;"></div> </div>	
	60x120 cm 23 ¹¹² x 47 ¹¹⁶	80x80 cm 31 ¹¹² x 31 ¹¹²
CIPRIA	Antisip NU07BA2 ■ 086	NU07882 ■ 086
ANTRACITE	Antisip NU03BA2 ■ 086	NU03882 ■ 086
GRIGIO	Antisip NU02BA2 ■ 086	NU02882 ■ 086
TORTORA	Antisip NU06BA2 ■ 086	NU06882 ■ 086

SURFACE	<div style="border: 1px solid black; width: 15px; height: 10px; margin-right: 5px;"></div>	
	80x80 cm 31 ¹¹² x 31 ¹¹²	
GRIGIO COCCIO	Antisip NU02882C ■ 091	
TORTORA COCCIO	Antisip NU06882C ■ 091	

 V2
MODERATE

 HEAVY TRAFFIC
TRAFFICO INTENSO

■ 20 mm thick

Terre

60x120 - 80x80

BIANCO



CANAPA





COTTO



CENERE



	SUPERFICIE SURFACE		
		60x120 cm 23 ¹² / ₈ x47 ¹⁴ / ₈ "	80x80 cm 31 ¹² / ₈ x31 ¹² / ₈ "
BIANCO	Antislip	TE01BA2 ■ 086	TE01882 ■ 086
COTTO	Antislip	TE05BA2 ■ 086	TE05882 ■ 086
CANAPA	Antislip	TE03BA2 ■ 086	TE03882 ■ 086
CENERE	Antislip	TE06BA2 ■ 086	TE06882 ■ 086



V2
MODERATE



HEAVY TRAFFIC
TRAFFICO INTENSO

CONCRETE & METAL EFFECT

■ 20 mm thick

Metaline

80x80 - 60x60

PLATE




ZINC





CORTEN



IRON



	SUPERFICIE SURFACE		
		80x80 cm 31 ¹² / ₈ x31 ¹² / ₈ "	60x60 cm 23 ¹² / ₈ x23 ¹² / ₈ "
PLATE	Antislip	ML05882 ■ 086	ML05682 ■ 063
ZINC	Antislip	ML04882 ■ 086	ML04682 ■ 063
CORTEN	Antislip	ML02882 ■ 086	ML02682 ■ 063
IRON	Antislip	ML03882 ■ 086	ML03682 ■ 063



V2
MODERATE



HEAVY TRAFFIC
TRAFFICO INTENSO

■ 20 mm thick

Allure

30x120

WOOD EFFECT

ROVERE AMANDE



OLMO AMBRÉ



ROVERE NATUREL



	SUPERFICIE SURFACE	30x120 cm 11 ⁷ / ₈ "x47 ¹ / ₄ "
ROVERE AMANDE	Antislip	AR02DA2 ■ 086
ROVERE NATUREL	Antislip	AR03DA2 ■ 086
OLMO AMBRÉ	Antislip	AR04DA2 ■ 086

V3
HIGH



HEAVY TRAFFIC
TRAFFICO INTENSO

■ 20 mm thick

My Plank

40x120

WOOD EFFECT

RESERVE



HERITAGE



CLASSIC



	SUPERFICIE SURFACE	40x120 cm 15 ^{3/4} "x47 ^{1/4} "
RESERVE	Antislip	MY03CA2 ■ 086
CLASSIC	Antislip	MY02CA2 ■ 086
HERITAGE	Antislip	MY04CA2 ■ 086

V2
MODERATE


HEAVY TRAFFIC
TRAFFICO INTENSO

LAVORAZIONI DEI BORDI / EDGE PROCESSING

Kantenbearbeitung / Façonnage des bords / Transormación de los bordes / Обработка краев


ASSEMBLATO / ASSEMBLED

Zusammengebaut / Assemblé / Pegado / Собранный




TORO / BULLNOSE

Vorderkante / Bord rond / Canto romo / Загиб




COSTA LUCIDA / POLISHED EDGE

Rechtwinklich geschliffen / Coté brillant / Borde pulido / Полированный жёлоб



VELETTA "L" / "L" SHAPE ELEMENT

Schenkelplatte / Margelle avec retombé / Профиль L



ARTICOLI / ITEMS

Artikel / Article / Artículos / Артикли

ASSEMBLATI / ASSEMBLED

Zusammengeklebt / Assemblés / Ensablados / Собранны



GRADONE ASSEMBLATO
ASSEMBLED
STEP TREAD
Treppenstufe Vorderkante geklebt / Marche assemblée / Escalón pegado / Ступень с приклеенным бортиком

ANGOLARE INTERNO ASSEMBLATO 45° (2PZ)
ASSEMBLED 45° INNER CORNER (2 PIECES)
Innenecke 45° Kante geklebt (2 Stk) / Pièce d'angle rentrant assemblée coupe à 45° (2 PCE) / Escalón interno pegado 45° (2 piezas) / Угол внутренний склеенный 45° (2 шт)

ANGOLARE ESTERNO ASSEMBLATO 45° (2PZ)
ASSEMBLED 45° OUTER CORNER (2 PIECES)
Ausenecke 45° Kante geklebt (2 Stk) / Pièce d'angle sortant assemblée coupe à 45° (2 PCE) / Escalón externo pegado 45° (2 piezas) / Угол внешний склеенный 45° (2 шт)

GRADONE ANGOLARE ASSEMBLATO DX E SX
ASSEMBLED CORNER STEP TREAD RIGHT AND LEFT
Treppenecke links/rechts Vorderkante geklebt / Margelles d'angle assemblée Droite et gauche / Escalón angular pegado DCH y IZQ / Ступень угловая с приклеенным бортиком, правая и левая

TORO / BULLNOSE

Vorderkante / Bord rond / Canto romo / Загиб



GRADONE CON TORO
STEP TREAD WITH BULLNOSE
Treppenstufe Vorderkante gerundet / Margelle avec bord rond / Escalón con pieza de peldaño redondeado / Ступень с загибом

ANGOLARE INTERNO CON TORO 45° (2PZ)
45° INNER CORNER WITH BULLNOSE (2 PIECES)
Innenecke 45° Kante gerundet (2 Stk) / Margelle d'angle intérieur à 45° avec bord rond (2 PCE) / Angular interno con borde brillante 45° (2 piezas) / Угол внутренний с загибом 45° (2 шт)

ANGOLARE ESTERNO CON TORO 45° (2PZ)
45° OUTER CORNER WITH BULLNOSE (2 PIECES)
Ausenecke 45° Kante gerundet (2 Stk) / Margelle d'angle extérieur à 45° avec bord rond (2 PCE) / Angular externo con borde brillante 45° (2 piezas) / Угол внешний с загибом 45° (2 шт)

GRADONE ANGOLARE CON TORO DX E SX
CORNER STEP TREAD WITH BULLNOSE RIGHT AND LEFT
Treppenecke rechts/links Vorderkante geklebt / Margelle à bord arrondi d'angle Droite et gauche / Escalón angular con canto romo DCH y IZQ / Ступень с загибом правая и левая

ANGOLO CURVILINEO CON TORO
CURVILINEAR CORNER WITH BULLNOSE
Innenecke mit Rundung 90° / Margelle angle rentrant avec bord rond / Esquina curvilinea con borde / Угол с закруглением и с загибом

COSTA LUCIDA / POLISHED EDGE

Rechtwinklich geschliffen / Coté brillant / Borde pulido / Полированный жёлоб



GRADONE COSTA LUCIDA
POLISHED EDGE STEP TREAD
Stufenplatte Vorderer Kante rechtwinklich geschliffen / Margelle avec bord lappato / Escalón con borde pulido / Ступень с полированным жёлобом

ANGOLARE INTERNO COSTA LUCIDA 45° (2PZ)
POLISHED EDGE 45° INNER CORNER (2 PIECES)
Innenecke 45° Kante rechtwinklich geschliffen (2 Stk) / Margelle d'angle intérieur à 45° avec bord lappato (2 PCE) / Angular interno con borde brillante 45° (2 piezas) / Угол внутренний с полированным жёлобом 45° (2 шт)

ANGOLARE ESTERNO COSTA LUCIDA 45° (2PZ)
POLISHED EDGE 45° OUTER CORNER (2 PIECES)
Ausenecke 45° Kante rechtwinklich geschliffen (2 Stk) / Margelle d'angle extérieur à 45° avec bord lappato (2 PCE) / Angular externo con borde brillante 45° (2 piezas) / Угол внешний с полированным жёлобом 45° (2 шт)

ANGOLO CURVILINEO COSTA LUCIDA
POLISHED EDGE CURVILINEAR CORNER
Innenecke mit Rundung 90° Vorderkante geschliffen / Margelle angle rentrant avec bord lappato / Angulo curvilineo con borde brillante / Угол с закруглением и полированным жёлобом

VELETTA "L" / "L" SHAPE ELEMENT

Schenkelplatte / Margelle avec retombé / Профиль L



ELEMENTO A L LATO CORTO
L ELEMENT
Schenkel
Margelle avec retombé
Elemento en L
Элемент "L"

ELEMENTO A L ANGOLARE
CORNER L ELEMENT
Schenkel Eckstueck (quadratisch)
Margelle d'angle
Elemento en L angular
Элемент "L" угловой

ELEMENTO A L LATO LUNGO
LONG SIDE L ELEMENT
Schenkel lange Seite
Margelle avec retombé côté long
Elemento en L lado largo
Элемент "L" с длинной стороной

ELEMENTO A L LATO CORTO
SHORT SIDE L ELEMENT
Schenkel kurze Seite
Margelle avec retombé côté court
Elemento en L lado corto
Элемент "L" с короткой стороной

ELEMENTO A L ANGOLARE DX E SX
RIGHT AND LEFT CORNER L ELEMENT
Längsschenkel Ecke rechts/links / Element à Elle d'angle droit et gauche / Elemento en L angular DCH y IZQ / Элемент L угловой, правый и левый

ACCESSORI / ACCESSORY

Zubehoer / Accessoires / Accesorios / Аксессуары



GRIGLIA
GRATING
Rinnenabdeckung / Grille
Parrilla / Решётка

GRIGLIA ANGOLARE (2PZ)
CORNER GRATING (2 PIECES)
Rinnenabdeckung Eck (2 Stk) / Grille d'angle (2 PCE) / Parrilla angular (2 piezas) / Решётка угловая (2 шт)

CANALINA
DUCT
Rinne / Caniveaux / Canaleta para drenaje de agua / Жёлоб

CANALINA A BORDO CHIUSO
CLOSED EDGE DUCT
Rinnenendstueck / Caniveaux avec bord fermé / Canaleta cerrada / Жёлоб с закрытым бортиком

CANALINA ANGOLARE (2PZ)
CORNER DUCT (2 PIECES)
Rinneneck (2 Stk) / Caniveaux d'angle (2 PCE) / Canaleta angular (2 piezas) / Жёлоб угловой (2 шт)



ALZATA CON SCURETTO
RISER WITH GROOVE
Stellstufe / Contremarche avec volet / Contrahuella dos niveles / Подступенок с выступом

GOCCIOLATOIO COSTA LUCIDA
POLISHED EDGE DRAINER
Platte mit Trophnase / Goutte d'eau bord lappato / Peldaño con drenaje con borde pulido / Слив с полированным жёлобом

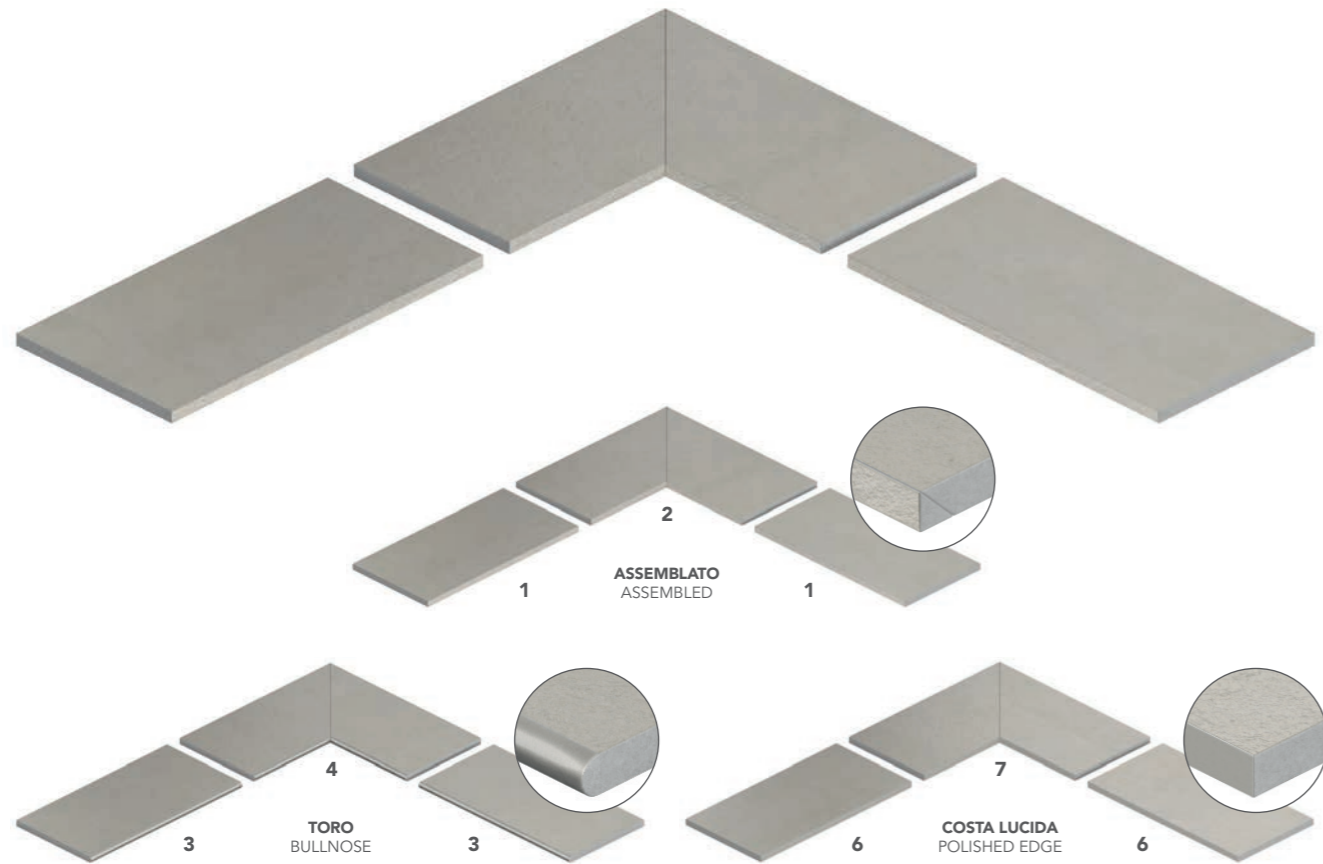
BORDO A L
L EDGE
Kehlsöckel eckig / Bord en L / Borde en L / Бортик "L"

SOLUZIONI PER PISCINA / POOL SOLUTIONS

Lösungen für Schwimmbäder / Solution pour la piscine / Soluciones para piscinas / Решения для бассейнов


POSA CON ANGOLO RETTO / 90 ° ANGLE INSTALLATION

Rechtwinklige Verlegung / Pose à angle droit / Instalación en ángulo recto / Укладка под прямым углом



POSA CON ANGOLO CURVILINEO / ROUND CORNER INSTALLATION

Verlegung Ecke gerundet / Pose avec angle rond / Instalación de esquina redonda / Укладка под закругленным углом



LEGENDA PEZZI SPECIALI / SPECIAL TRIMS SUMMARY

Übersicht Sonderstücke / Descriptive piece de finition / Leyenda de piezas especiales / Описание специальных деталей

1. GRADONE ASSEMBLATO

ASSEMBLED STEP TREAD
Treppenstufe Vorderkante geklebt
Marche assemblée
Escalón pegado
Ступень с приклеенным бортиком

2. ANGOLARE INTERNO ASSEMBLATO 45° (2PZ)

ASSEMBLED 45° INNER CORNER (2 PIECES)
Innenecke 45° Kante geklebt (2 Stk)
Pièce d'angle rentrant assemblée coupe à 45° (2 PCE)
Escalón interno pegado 45° (2 piezas)
Угол внутренний склеенный 45° (2 шт)

3. GRADONE CON TORO

STEP TREAD WITH BULLNOSE
Treppenstufe Vorderkante gerundet
Margelle avec bord rond
Escalón con pieza de peldaño redondeado
Ступень с загибом

4. ANGOLARE INTERNO CON TORO 45° (2PZ)

45° INNER CORNER WITH BULLNOSE (2 PIECES)
Innenecke 45° Kante gerundet (2 Stk)
Margelle d'angle intérieur à 45° avec bord rond (2 PCE)
Angular interno con borde 45° (2 piezas)
Угол внутренний с загибом 45° (2 шт)

5. ANGOLO CURVILINEO CON TORO

CURVILINEAR CORNER WITH BULLNOSE
Innenecke mit Rundung 90°
Margelle angle rentrant avec bord rond
Esquina curvilinea con borde
Угол с закруглением и с загибом

6. GRADONE COSTA LUCIDA

POLISHED EDGE STEP TREAD
Stufenplatte Vordere Kante rechtwinklich geschliffen
Margelle avec bord lappato
Escalón con borde pulido
Ступень с полированным желобом

7. ANGOLARE INTERNO COSTA LUCIDA 45° (2PZ)

POLISHED EDGE 45° INNER CORNER (2 PIECES)
Innenecke 45° Kante rechtwinklich geschliffen (2 Stk)
Margelle d'angle intérieur à 45° avec bord lappato (2 PCE)
Angular interno con borde brillante 45° (2 piezas)
Угол внутренний с полированным желобом 45° (2 шт)

8. ANGOLO CURVILINEO COSTA LUCIDA

POLISHED EDGE CURVILINEAR CORNER
Innenecke mit Rundung 90° Vorderkante geschliffen
Margelle angle rentrant avec bord lappato
Angulo curvilineo con borde brillante
Угол с закруглением и полированным желобом

9. CANALINA / DUCT

Rinne / Caniveaux
Canaleta para drenaje de agua / Жёлоб

10. CANALINA ANGOLARE (2PZ)

CORNER DUCT (2 PIECES)
Rinneneck (2 Stk) / Caniveaux d'angle (2 PCE)
Canaleta angular (2 piezas) / Жёлоб угловой (2 шт)

11. CANALINA A BORDO CHIUSO

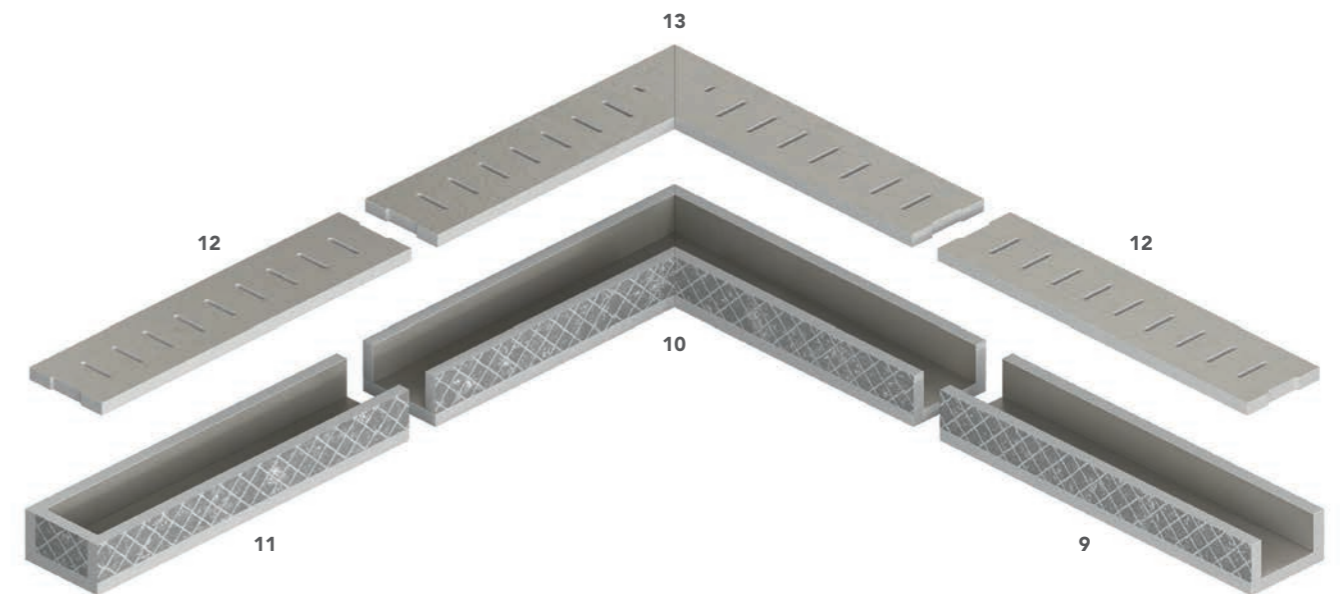
CLOSED EDGE DUCT
Rinnenendstueck
Caniveaux avec bord fermé
Canaleta cerrada
Жёлоб с закрытым бортиком

12. GRIGLIA / GRATING

Rinnenabdeckung / Grille
Parrilla / Решётка

13. GRIGLIA ANGOLARE (2PZ)

CORNER GRATING (2 PIECES)
Rinnenabdeckung Eck (2 Stk)
Grille d'angle (2 PCE)
Parrilla angular (2 piezas)
Решётка угловая (2 шт)

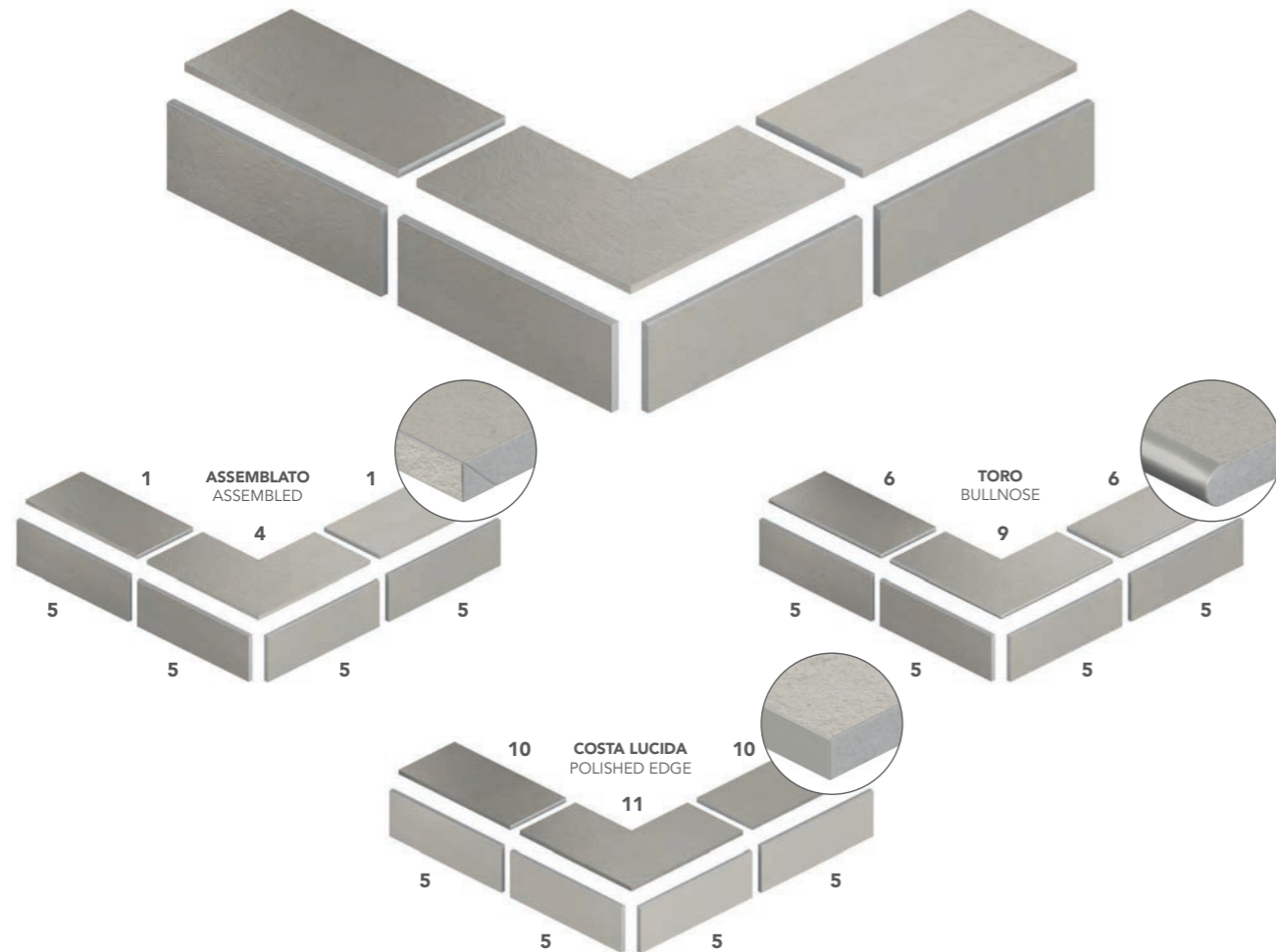


SOLUZIONI PER SCALE, TERRAZZE E GARDENING GARDENING, STAIRS AND TERRACES SOLUTIONS

Lösungen für Treppen, Terrassen und Garten / Solution pour escaliers, terrasses et jardins
Soluciones para escaleras, terrazas y jardinería / Решения для лестниц, террас и парков

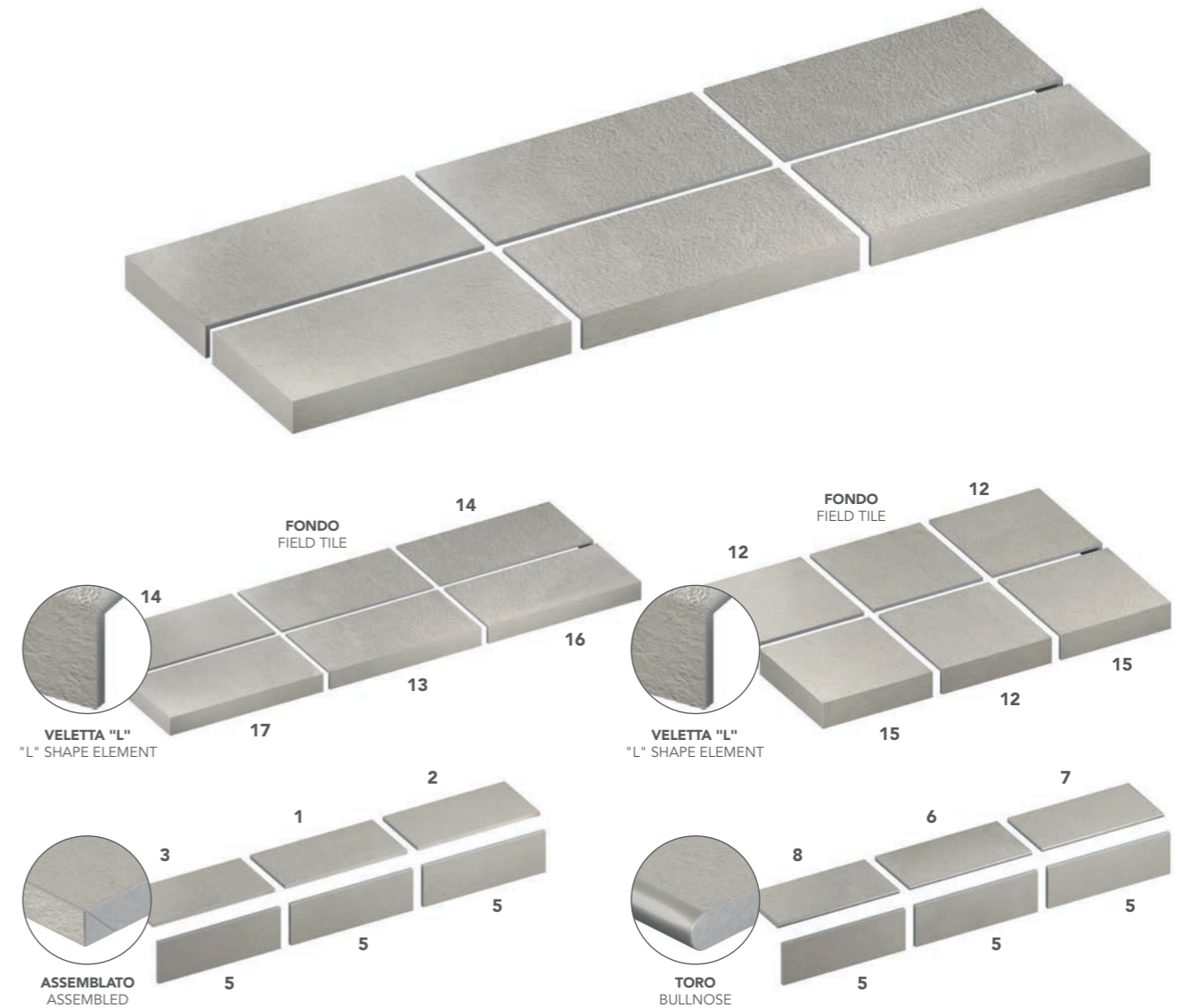
POSA GRADINI AD ANGOLO / CORNER STEP TREAD INSTALLATION

Eckstufen verlegung / Pose de marche avec angle / Colocación de escalones de esquina / Укладка ступеней под углом



POSA GRADINI LINEARI E TERRAZZE / LINEAR STEP TREADS AND TERRACES LAYOUT

Lineare Stufen und Terrassenverlegung / Pose nez de marche et terrasse / Colocación de escalones lineales y terrazas / Укладка плоских ступеней и террас



LEGENDA PEZZI SPECIALI / SPECIAL TRIMS SUMMARY

Übersicht Sonderstücke / Descriptive piece de finition / Leyenda de piezas especiales / Описание специальных деталей

- | | | |
|---|--|--|
| <p>1. GRADONE ASSEMBLATO
ASSEMBLED STEP TREAD
Treppenstufe Vorderkante geklebt / Marche assemblée
Escalón pegado / Ступень с приклеенным бортиком</p> <p>2. GRADONE ANGOLARE ASSEMBLATO DX
ASSEMBLED RIGHT CORNER STEP TREAD
Treppenecke rechts Vorderkante geklebt
Marche d'angle droit assemblée
Escalón angular pegado DCH
Ступень угловая правая с приклеенным бортиком</p> <p>3. GRADONE ANGOLARE ASSEMBLATO SX
ASSEMBLED LEFT CORNER STEP TREAD
Treppenecke links Vorderkante geklebt
Marche d'angle gauche assemblée
Escalón angular pegado IZO
Ступень угловая левая с приклеенным бортиком</p> <p>4. ANGOLARE ESTERNO ASSEMBLATO 45° (2PZ)
ASSEMBLED 45° OUTER CORNER (2 PIECES)
Ausseenecke 45° Kante geklebt (2 Stk)
Pièce d'angle sortant assemblée coupe à 45° (2 PCE)
Escalón externo pegado 45° (2 piezas)
Угол внешний склеенный 45° (2 шт)</p> | <p>5. ALZATA CON SCURETTO
RISER WITH GROOVE
Stellstufe / Contremarche avec volet
Contrahuella dos niveles / Подступенок с выступом</p> <p>6. GRADONE CON TORO
STEP TREAD WITH BULLNOSE
Treppenstufe Vorderkante gerundet
Margelle avec bord rond
Escalón con pieza de peldaño redondeado
Ступень с загибом</p> <p>7. GRADONE ANGOLARE CON TORO DX
RIGHT CORNER STEP TREAD WITH BULLNOSE
Treppenecke rechts Vorderkante gerundet
Margelle d'angle droit avec bord rond
Escalón angular con borde DCH
Ступень угловая с правым загибом</p> <p>8. GRADONE ANGOLARE CON TORO SX
LEFT CORNER STEP TREAD WITH BULLNOSE
Treppenecke links Vorderkante gerundet
Margelle d'angle gauche avec bord rond
Escalón angular con borde IZO
Ступень угловая с левым загибом</p> | <p>9. ANGOLARE ESTERNO CON TORO 45° (2PZ)
45° OUTER CORNER WITH BULLNOSE (2 PIECES)
Ausseenecke 45° Kante gerundet (2 Stk)
Margelle d'angle extérieur à 45° avec bord rond (2 PCE)
Angular externo con borde 45° (2 piezas)
Угол внешний с загибом 45° (2 шт)</p> <p>10. GRADONE COSTA LUCIDA
POLISHED EDGE STEP TREAD
Stufenplatte Vorderer Kante rechteckig geschliffen
Margelle avec bord lappato
Escalón con borde pulido
Ступень с полированным желобом</p> <p>11. ANGOLARE ESTERNO COSTA LUCIDA 45° (2PZ)
POLISHED EDGE 45° OUTER CORNER (2 PIECES)
Ausseenecke 45° Kante rechteckig geschliffen (2 Stk)
Margelle d'angle extérieur à 45° avec bord lappato (2 PCE)
Angular externo con borde brillante 45° (2 piezas)
Угол внешний с полированным желобом 45° (2 шт)</p> <p>12. ELEMENTO A L
L ELEMENT
Schenkel / Margelle avec retombé
Elemento en L / Элемент "L"</p> |
|---|--|--|



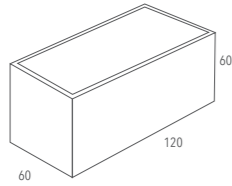
- 13. ELEMENTO A L LATO LUNGO**
LONG SIDE L ELEMENT
Schenkel lange Seite
Margelle avec retombé côté long
Elemento en L lato lungo
Элемент "L" с длинной стороной
- 14. ELEMENTO A L LATO CORTO**
SHORT SIDE L ELEMENT
Schenkel kurze Seite
Margelle avec retombé côté court
Elemento en L lato corto
Элемент "L" с короткой стороной

- 15. ELEMENTO A L ANGOLARE**
CORNER L ELEMENT
Schenkel Eckstueck (quadratisch)
Margelle d'angle
Elemento en L angular
Элемент "L" угловой
- 16. ELEMENTO A L ANGOLARE DX**
RIGHT CORNER L ELEMENT
Laengsschenkel Ecke rechts
Margelle d'angle droit avec retombé
Elemento en L angular DCH
Элемент "L" правый угловой

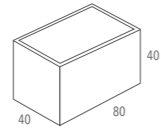
- 17. ELEMENTO A L ANGOLARE SX**
LEFT CORNER L ELEMENT
Laengsschenkel Ecke links / Margelle d'angle gauche avec retombé
Elemento en L angular IZO / Элемент "L" левый угловой
- 18. BORDO A L / L EDGE**
Kehlsöckel eckig / Bord en L
Borde en L / Бортик "L"
- 19. GOCCIOLATOIO COSTA LUCIDA**
POLISHED EDGE DRAINER
Platte mit Tropfnase / Goutte d'eau bord lappato
Peldaño con drenaje con borde pulido / Слив с полированным желобом

OPEN PLANTER

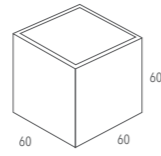
■ 20 mm



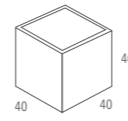
RECTANGULAR PLANTER FIOR200004 ■ 1217
60x120x60 cm


























RECTANGULAR PLANTER FIOR200002 ■ 1061
40x80x40 cm



SQUARE PLANTER FIOR200003 ■ 1013
60x60x60 cm























SQUARE PLANTER FIOR200001 ■ 878
40x40x40 cm

	* COLORI DISPONIBILI AVAILABLE COLOURS	60x120x60 cm 23 ^{3/4} "x47 ^{1/4} "x 23 ^{3/4} "	40x80x40 cm 15 ^{3/4} "x31 ^{1/2} "x15 ^{3/4} "	60x60x60 cm 23 ^{3/4} "x23 ^{3/4} "x23 ^{3/4} "	40x40x40 cm 15 ^{3/4} "x15 ^{3/4} "x15 ^{3/4} "
Charm Experience					
 CEPP0 ARTISTICO		■	■	■	■
Nuances					
 ANTRACITE		■	■	■	■
 TORTORA		■	■	■	■
 CIPRIA		■	■	■	■
 GRIGIO		■	■	■	■
 GRIGIO COCCIO		■	■	■	■
 TORTORA COCCIO		■	■	■	■
Terre					
 BIANCO		■	■	■	■
 COTTO		■	■	■	■
 CANAPA		■	■	■	■
 CENERE		■	■	■	■
Metaline					
 PLATE		■	■	■	■
 ZINC		■	■	■	■
 CORTEN		■	■	■	■
 IRON		■	■	■	■
Silver Grain					
 GREY		■	■	■	■
 DARK		■	■	■	■
 TAUPE		■	■	■	■
 DECOR F		■	■	■	■
Ceppo di Gré					
 GREY		■	■	■	■
 DARK		■	■	■	■
Icone Bleu					
 BEIGE		■	■	■	■
 GRIS		■	■	■	■



* Al momento dell'ordine indicare il colore scelto.
Please specify the color preference when ordering.
Geben Sie bei der Bestellung die gewählte Farbe an.
Au moment de la commande, merci de préciser la couleur choisie.
Al realizar el pedido indicar el color elegido.
При заказе необходимо указать выбранный цвет.

	* COLORI DISPONIBILI AVAILABLE COLOURS	60x120x60 cm 23 ^{3/4} "x47 ^{1/4} "x 23 ^{3/4} "	40x80x40 cm 15 ^{3/4} "x31 ^{1/2} "x15 ^{3/4} "	60x60x60 cm 23 ^{3/4} "x23 ^{3/4} "x23 ^{3/4} "	40x40x40 cm 15 ^{3/4} "x15 ^{3/4} "x15 ^{3/4} "
Shale					
 SAND		■	■	■	■
 TAUPE		■	■	■	■
 GREIGE		■	■	■	■
Nordic Stone					
 DANIMARCA		■	■	■	■
 SVEZIA		■	■	■	■
Stone Mix					
 QUARZITE GREY		■	■	■	■
Mineral D					
 ZOLFO		■	■	■	■
 GALENA		■	■	■	■
Up_Stone					
 UP_BEIGE		■	■	■	■
 UP_CLOUD		■	■	■	■
Stone Plan					
 VALS BIANCA		■	■	■	■
 LUSERNA GRIGIA		■	■	■	■
 LAVAGNA GRIGIA		■	■	■	■
Stone D					
 QUARZITE DORADA		■	■	■	■
 QUARZITE DI BARGE		■	■	■	■
 QUARZITE GRAFITE		■	■	■	■
Stone Age					
 CHIANCE		■	■	■	■
My Plank					
 RESERVE		■	■	■	■
 CLASSIC		■	■	■	■
 HERITAGE		■	■	■	■

OPEN[®]
REWRITING OUTDOOR SURFACES

— 9 mm thick

9 MM THICK ANTISLIP SURFACES.

Le collezioni per esterno in **spessore 9 mm** coniugano sapientemente comfort e prestazioni tecniche, sono coordinate a quelle da interno in spessore 9 mm, assicurando continuità estetica e perfezione progettuale.

Die 9 mm starken Outdoor-Kollektionen kombinieren Komfort und technische Eigenschaften und sind auf die **9 mm starken** Indoor-Kollektionen abgestimmt, um ästhetische Kontinuität und Designperfektion zu gewährleisten.

Les séries pour extérieurs en **épaisseur 9mm** associent sagement confort et technicité, et sont coordonnées avec celles destinés à l'intérieur, en 9mm, assurant une continuité esthétique et une perfection du projet

9mm outfloor collections perfectly combine comfort and technical performances and are coordinated with 9mm indoor collections ensuring aesthetic continuity and design perfection.

Las colecciones de exterior de **9 mm de espesor** combinan sabiamente el confort y las prestaciones técnicas, se coordinan con las de interior de 9 mm de espesor, asegurando la continuidad estética y la perfección del diseño.

Коллекции экстерьера **толщиной 9 мм** сочетают в себе комфорт и технические характеристики, согласуются с материалом для внутренней отделки толщиной 9 мм, обеспечивая эстетическую непрерывность и совершенство дизайна.

OPEN — 9 mm

StrideUp R10 / A+B
Antislip R11 / A+B+C

	COLLEZIONI COLLECTIONS	SUPERFICI SURFACES	DIN 51130 DIN 51097	120x120 cm 47 ^{1/8} x47 ^{1/8} "	60x120 cm 23 ^{3/8} x47 ^{1/8} "	20x120 cm 8"x47 ^{1/8} "	60x60 cm 23 ^{3/8} x23 ^{3/8} "	30x60 cm 11 ^{7/8} x23 ^{3/8} "	80x80 cm 31 ^{1/2} x31 ^{1/2} "	40x80 cm 15 ^{3/4} x31 ^{1/2} "
CONCRETE & METAL EFFECT	NUANCES	STRIDEUP	R10 / A+B	■	■		■	■	■	■
		ANTISLIP	R11 / A+B+C		■					
	TERRE	STRIDEUP	R10 / A+B	■	■		■	■	■	■
		ANTISLIP	R11 / A+B+C		■					
METALINE	ANTISLIP	R11 / A+B+C					■			
STONE EFFECT	SILVER GRAIN / CEPPO DI GRÉ	ANTISLIP	R11 / A+B+C		■		■			
		AREA PLUS	R10 / A+B		■					
	ICÔNE BLEU	ANTISLIP	R11 / A+B+C		■					
	SHALE	ANTISLIP	R11 / A+B+C		■			■		
	NORDIC STONE	ANTISLIP	R11 / A+B+C					■		
	UP_STONE	ANTISLIP	R11 / A+B+C					■		
	STONE MIX	ANTISLIP	R11 / A+B+C					■		
	MINERAL D	ANTISLIP	R11 / A+B+C					■		
	STONE PLAN	ANTISLIP	R11 / A+B+C					■		
WOOD EFFECT	ALLURE	ANTISLIP	R11 / A+B+C			■				
	ALNUS	ANTISLIP	R11 / A+B+C			■				

— 9 mm thick

CONCRETE & METAL EFFECT

Nuances	SUPERFICIE SURFACE	DIN 51130 DIN 51097	120x120 cm	60x120 cm	80x80 cm	40x80 cm	60x60 cm	30x60 cm
			47 ^{1/4} "x47 ^{1/4} "	23 ^{1/2} "x47 ^{1/4} "	31 ^{1/2} "x31 ^{1/2} "	15 ^{3/4} "x31 ^{1/2} "	23 ^{1/2} "x23 ^{1/2} "	11 ^{7/8} "x23 ^{1/2} "
BIANCO	StrideUp	R10 / A+B	NU0112 ■ 73	NU01BA ■ 63	NU0188 ■ 57	NU0184 ■ 53	NU0168 ■ 45	NU0163 ■ 43
	Antislip	R11 / A+B+C		NU01BAA ■ 63				
GRIGIO	StrideUp	R10 / A+B	NU0212 ■ 73	NU02BA ■ 63	NU0288 ■ 57	NU0284 ■ 53	NU0268 ■ 45	NU0263 ■ 43
	Antislip	R11 / A+B+C		NU02BAA ■ 63				
ANTRACITE	StrideUp	R10 / A+B	NU0312 ■ 73	NU03BA ■ 63	NU0388 ■ 57	NU0384 ■ 53	NU0368 ■ 45	NU0363 ■ 43
	Antislip	R11 / A+B+C		NU03BAA ■ 63				
NERO	StrideUp	R10 / A+B	NU0412 ■ 73	NU04BA ■ 63	NU0488 ■ 57	NU0484 ■ 53	NU0468 ■ 45	NU0463 ■ 43
	Antislip	R11 / A+B+C		NU04BAA ■ 63				
AVORIO	StrideUp	R10 / A+B	NU0512 ■ 73	NU05BA ■ 63	NU0588 ■ 57	NU0584 ■ 53	NU0568 ■ 45	NU0563 ■ 43
	Antislip	R11 / A+B+C		NU05BAA ■ 63				
TORTORA	StrideUp	R10 / A+B	NU0612 ■ 73	NU06BA ■ 63	NU0688 ■ 57	NU0684 ■ 53	NU0668 ■ 45	NU0663 ■ 43
	Antislip	R11 / A+B+C		NU06BAA ■ 63				
CIPRIA	StrideUp	R10 / A+B	NU0712 ■ 73	NU07BA ■ 63	NU0788 ■ 57	NU0784 ■ 53	NU0768 ■ 45	NU0763 ■ 43
	Antislip	R11 / A+B+C		NU07BAA ■ 63				
MARRONE	StrideUp	R10 / A+B	NU0812 ■ 73	NU08BA ■ 63	NU0888 ■ 57	NU0884 ■ 53	NU0868 ■ 45	NU0863 ■ 43
	Antislip	R11 / A+B+C		NU08BAA ■ 63				
SALVIA	StrideUp	R10 / A+B	NU0912 ■ 73	NU09BA ■ 63	NU0988 ■ 57	NU0984 ■ 53		
CIELO	StrideUp	R10 / A+B	NU1012 ■ 73	NU10BA ■ 63	NU1088 ■ 57	NU1084 ■ 53		
FIAMMA	StrideUp	R10 / A+B	NU1112 ■ 73	NU11BA ■ 63	NU1188 ■ 57	NU1184 ■ 53		
BIANCO COCCIO	StrideUp	R10 / A+B		NU01BAC ■ 68	NU0188C ■ 62			
GRIGIO COCCIO	StrideUp	R10 / A+B		NU02BAC ■ 68	NU0288C ■ 62			
ANTRACITE COCCIO	StrideUp	R10 / A+B		NU03BAC ■ 68	NU0388C ■ 62			
AVORIO COCCIO	StrideUp	R10 / A+B		NU05BAC ■ 68	NU0588C ■ 62			
TORTORA COCCIO	StrideUp	R10 / A+B		NU06BAC ■ 68	NU0688C ■ 62			
CIPRIA COCCIO	StrideUp	R10 / A+B		NU07BAC ■ 68	NU0788C ■ 62			

Terre	SUPERFICIE SURFACE	DIN 51130 DIN 51097	120x120 cm	60x120 cm	80x80 cm	40x80 cm	60x60 cm	30x60 cm
			47 ^{1/4} "x47 ^{1/4} "	23 ^{1/2} "x47 ^{1/4} "	31 ^{1/2} "x31 ^{1/2} "	15 ^{3/4} "x31 ^{1/2} "	23 ^{1/2} "x23 ^{1/2} "	11 ^{7/8} "x23 ^{1/2} "
BIANCO	StrideUp	R10 / A+B	TE0112 ■ 73	TE01BA ■ 63	TE0188 ■ 57	TE0184 ■ 53	TE0168 ■ 45	TE0163 ■ 43
	Antislip	R11 / A+B+C		TE01BAA ■ 63				
AVORIO	StrideUp	R10 / A+B	TE0212 ■ 73	TE02BA ■ 63	TE0288 ■ 57	TE0284 ■ 53	TE0268 ■ 45	TE0263 ■ 43
	Antislip	R11 / A+B+C		TE02BAA ■ 63				
CANAPA	StrideUp	R10 / A+B	TE0312 ■ 73	TE03BA ■ 63	TE0388 ■ 57	TE0384 ■ 53	TE0368 ■ 45	TE0363 ■ 43
	Antislip	R11 / A+B+C		TE03BAA ■ 63				
SENAPE	StrideUp	R10 / A+B	TE0412 ■ 73	TE04BA ■ 63	TE0488 ■ 57	TE0484 ■ 53	TE0468 ■ 45	TE0463 ■ 43
	Antislip	R11 / A+B+C		TE04BAA ■ 63				
COTTO	StrideUp	R10 / A+B	TE0512 ■ 73	TE05BA ■ 63	TE0588 ■ 57	TE0584 ■ 53	TE0568 ■ 45	TE0563 ■ 43
	Antislip	R11 / A+B+C		TE05BAA ■ 63				
CENERE	StrideUp	R10 / A+B	TE0612 ■ 73	TE06BA ■ 63	TE0688 ■ 57	TE0684 ■ 53	TE0668 ■ 45	TE0663 ■ 43
	Antislip	R11 / A+B+C		TE06BAA ■ 63				
			Not rectified*					
Metaline		SUPERFICIE SURFACE	DIN 51130 DIN 51097	30x60 cm				
				11 ^{7/8} "x23 ^{1/2} "				
PLATE	Antislip	R11 / A+B+C	ML0560A ■ 43					
ZINC	Antislip	R11 / A+B+C	ML0460A ■ 34					
CORTEN	Antislip	R11 / A+B+C	ML0260A ■ 34					















NOT RECTIFIED









* Non rettificato, piastrella con bordi naturali.
Unrectified, tile with natural edge.






— 9 mm thick




STONE EFFECT

Silver Grain		SUPERFICIE SURFACE	DIN 51130 DIN 51097		
				60x120 cm 23 ^{1/2} "x47 ^{1/4} "	60x60 cm 23 ^{1/2} "x23 ^{1/2} "
	WHITE	Antislip	R11 / A+B+C	SI01BAA ■ 63	SI0168A ■ 45
		Area Plus	R11 / A+B+C	SI01BAPL ■ 63	
	GREY	Antislip	R11 / A+B+C	SI03BAA ■ 63	SI0368A ■ 45
		Area Plus	R11 / A+B+C	SI03BAPL ■ 63	
	DARK	Antislip	R11 / A+B+C	SI05BAA ■ 63	SI0568A ■ 45
	BEIGE	Antislip	R11 / A+B+C	SI02BAA ■ 63	SI0268A ■ 45
	TAUPE	Antislip	R11 / A+B+C	SI04BAA ■ 63	SI0468A ■ 45

Icône Bleu		SUPERFICIE SURFACE	DIN 51130 DIN 51097	60x120 cm 23 ^{1/2} "x47 ^{1/4} "	60x60 cm 23 ^{1/2} "x23 ^{1/2} "
	BLANC				
	BEIGE	Antislip	R11 / A+B+C	IB02BAA ■ 63	
	GRIS	Antislip	R11 / A+B+C	IB03BAA ■ 63	
	NOIR	Antislip	R11 / A+B+C	IB04BAA ■ 63	
	AMANDE	Antislip	R11 / A+B+C	IB05BAA ■ 63	

Shale		SUPERFICIE SURFACE	DIN 51130 DIN 51097		
				60x120 cm 23 ^{1/2} "x47 ^{1/4} "	30x60 cm 11 ^{7/8} "x23 ^{1/2} "
	MOON	Antislip	R11 / A+B+C	SL01BAA ■ 63	SL0160A ■ 34
	SAND	Antislip	R11 / A+B+C	SL02BAA ■ 63	SL0260A ■ 34
	TAUPE	Antislip	R11 / A+B+C	SL06BAA ■ 63	
	GREIGE	Antislip	R11 / A+B+C	SL03BAA ■ 63	SL0360A ■ 34
	ASH	Antislip	R11 / A+B+C	SL04BAA ■ 63	SL0460A ■ 34
	DARK	Antislip	R11 / A+B+C	SL05BAA ■ 63	

Nordic Stone		SUPERFICIE SURFACE	DIN 51130 DIN 51097	60x120 cm 23 ^{1/2} "x47 ^{1/4} "	30x60 cm 11 ^{7/8} "x23 ^{1/2} "
	ISLANDA				
	DANIMARCA	Antislip	R11 / A+B+C		NT0260A ■ 34
	NORVEGIA	Antislip	R11 / A+B+C		NT0360A ■ 34
	SVEZIA	Antislip	R11 / A+B+C		NT0460A ■ 34
	FINLANDIA	Antislip	R11 / A+B+C		NT0560A ■ 34

Up_Stone		SUPERFICIE SURFACE	DIN 51130 DIN 51097	60x120 cm 23 ^{1/2} "x47 ^{1/4} "	30x60 cm 11 ^{7/8} "x23 ^{1/2} "
	UP_BEIGE				
	UP_CLOUD	Antislip	R11 / A+B+C		UP0360A ■ 34
	UP_LEAD	Antislip	R11 / A+B+C		UP0460A ■ 34










NOT RECTIFIED

* Non rettificato, piastrella con bordi naturali.
Unrectified, tile with natural edge.













— 9 mm thick

STONE EFFECT

				Not rectified*		
		SUPERFICIE SURFACE	DIN 51130 DIN 51097	30x60 cm 11 ^{7/8} x23 ^{1/2} "		
Stone Mix						
	QUARZITE GREY	Antislip	R11 / A+B+C	TX0460A	■	34
	ARDESIA BLACK	Antislip	R11 / A+B+C	TX0560A	■	34
Mineral D						
	DOLOMITE	Antislip	R11 / A+B+C	MD0160A	■	34
	ZOLFO	Antislip	R11 / A+B+C	MD0260A	■	34
	RAME	Antislip	R11 / A+B+C	MD0360A	■	34
Stone Plan						
	VALS BIANCA	Antislip	R11 / A+B+C	SP0160A	■	34
	LUSERNA GRIGIA	Antislip	R11 / A+B+C	SP0360A	■	34

— 9 mm thick

WOOD EFFECT

				Not rectified*		
		SUPERFICIE SURFACE	DIN 51130 DIN 51097	20x120 cm 8"x47 ^{1/4} "		
Allure						
	ROVERE BLANC	Antislip	R11 / A+B+C	AR01EAA	■	48
	ROVERE AMANDE	Antislip	R11 / A+B+C	AR02EAA	■	48
	ROVERE NATUREL	Antislip	R11 / A+B+C	AR03EAA	■	48
	OLMO AMBRE	Antislip	R11 / A+B+C	AR04EAA	■	48
	OLMO FUME	Antislip	R11 / A+B+C	AR05EAA	■	48
	NOCE BRUN	Antislip	R11 / A+B+C	AR06EAA	■	48
Alnus						
	PURO	Antislip	R11 / A+B+C	AU01EAA	■	48
	VANIGLIA	Antislip	R11 / A+B+C	AU02EAA	■	48
	NEUTRO	Antislip	R11 / A+B+C	AU03EAA	■	48
	PLUMBEO	Antislip	R11 / A+B+C	AU04EAA	■	48
	MANDORLA	Antislip	R11 / A+B+C	AU05EAA	■	48
	TERRA	Antislip	R11 / A+B+C	AU06EAA	■	48



NOT RECTIFIED

* Non rettificato, piastrella con bordi naturali.
Unrectified, tile with natural edge.

TECHNICAL INFO

INSTALLATION SYSTEM	134
SPECIAL PIECES	150
PACKING	186
CERTIFICATION	188
TECHNICAL SPECIFICATIONS	192



SERVIZIO DI CONSULENZA PROGETTUALE. DESIGN CONSULTANCY SERVICE.

L'inserimento di un pavimento o rivestimento all'interno di un progetto di design è un processo che non si esaurisce con la sola selezione del materiale da posare, ma prevede una attenta analisi delle esigenze tecniche ed estetiche in funzione della destinazione d'uso. Grazie alla presenza di un team specializzato composto da architetti, ingegneri e tecnici commerciali, offriamo un servizio di consulenza progettuale focalizzato a fornire:

Design Solutions. Proposte di abbinamenti di prodotti di Italgraniti sulla base di disegni già forniti o capitolati, fino alla progettazione e renderizzazione di ambienti modello. La visualizzazione dello spazio rivestito è di supporto alla presentazione alla committenza e facilita la chiusura commerciale della commessa.

Technical solutions. Identificazione di soluzioni atte a risolvere o ad anticipare le principali problematiche riscontrabili in cantiere: computi metrici, suggerimenti di installazione, alternative a pose standard come pavimenti sopraelevati e facciate ventilate, adattamenti degli schemi di posa per ottimizzare fughe e sfridi.

The inclusion of floor tiling or wall tiling within a design project is a process that does not simply stop at merely selecting the material to lay, indeed it entails a careful analysis of the technical and styling requirements depending on the intended use. Thanks to an in-house specialised team of architects, engineers and sales technicians, we are in a position to offer a design consultancy serviced aimed at providing:

Design Solutions. Proposed combinations of Italgraniti products based on designs provided or on specifications, through to the designing and rendering of model settings. The viewing of the tiled space acts as support during the presentation to the customer and it helps finalise the job order.

Technical solutions. Identification of solutions devised to solve or anticipate the main issues which may arise on site: bill of quantities, installation suggestions, alternatives to standard laying solutions such as raised floors and ventilated façades, adapting laying patterns to optimise joints and trimmings.



PROJEKTBERATUNGSDIENST

Das Einbringen eines Boden- oder Wandbelags in ein Designprojekt ist ein Prozess, der nicht mit der bloßen Auswahl des zu verlegenden Materials endet, sondern eine sorgfältige Analyse der technischen und ästhetischen Bedürfnisse je nach Verwendungszweck erfordert. Durch die Unterstützung eines spezialisierten Teams von Architekten, Ingenieuren und Kaufleuten bieten wir eine auf die Erbringung von Dienstleistungen ausgerichtete Planungsberatung an:

Design Solutions. Kombinationsvorschläge von Italgraniti-Produkten auf der Grundlage bereits gelieferter Zeichnungen oder Spezifikationen, bis hin zum Design und Rendering von Modellumgebungen. Die Darstellung des verkleideten Raumes unterstützt die Präsentation vor dem Kunden und erleichtert den kommerziellen Abschluss des Auftrags.

Technical Solutions. Identifizierung von Vorschlägen zur Lösung oder zur Vorbeugung gegen die wichtigsten Probleme vor Ort: metrische Berechnungen, Installationsvorschläge, Alternativen zur Standardverlegung wie aufgestockte Böden und hinterlüftete Fassaden, Anpassungen der Verlegemuster zur Optimierung von Fugen und Ausschuss.

SERVICE DE CONSEILS EN CONCEPTION.

L'intégration d'un sol ou d'un revêtement dans un projet de design est un processus qui ne se limite pas uniquement à la sélection du matériau à poser : il inclut également une analyse approfondie des exigences techniques et esthétiques en fonction de la destination d'usage. Grâce à une équipe spécialisée composée d'architectes, d'ingénieurs et de techniciens commerciaux, nous offrons un service de conseils en conception destiné à fournir :

Solutions de design. Propositions d'associations de produits d'Italgraniti sur la base de dessins déjà fournis ou présents dans le cahier des charges, jusqu'à la conception et à la visualisation d'espaces-modèles. La visualisation de l'espace revêtu facilite la présentation au donneur d'ordre et la finalisation commerciale de la commande.

Solutions techniques. Identification de solutions visant à résoudre ou à anticiper les principales problématiques envisageables sur le chantier : métrés, suggestions d'installation, alternatives aux poses traditionnelles comme des sols surélevés et des bardages rapportés, adaptations des schémas de pose afin d'optimiser les joints et les chutes.

SERVICIO DE CONSULTORÍA DE PROYECTOS.

Incluir un suelo o revestimiento en un proyecto de diseño es un proceso que no se concluye con la selección del material a colocar, sino que engloba un análisis cuidadoso de los requisitos técnicos y estéticos en función del uso previsto. Gracias a la presencia de un equipo especializado compuesto por arquitectos, ingenieros y técnicos comerciales, ofrecemos un servicio de consultoría de proyectos centrado en proporcionar:

Soluciones de diseño. Propuestas de combinación de productos de Italgraniti en función de los planos ya proporcionados o de las especificaciones, hasta el diseño y la renderización de ambientes modelo. La visualización del espacio con los revestimientos apoya la presentación al cliente y facilita el cierre comercial del pedido.

Soluciones técnicas. Identificación de soluciones diseñadas para resolver o anticipar los principales problemas encontrados en la obra: cálculos métricos, sugerencias de instalación, alternativas a colocaciones estándar como pavimentos sobreelevados y fachadas ventiladas, adaptación de patrones de colocación para optimizar juntas y desperdicios.

ПРОЕКТНОЕ КОНСУЛЬТИРОВАНИЕ

Дизайн внутренних напольных и облицовочных покрытий в проекте является процессом, который не ограничивается только подбором используемых материалов, но и предусматривает тщательный анализ технических и эстетических характеристик в зависимости от предполагаемого назначения. Благодаря наличию специализированной команды, включающей архитекторов, инженеров, техников и специалистов по продажам, мы предлагаем консультационные услуги в следующих областях:

Дизайнерские решения. В зависимости от поставленных чертежей или технических условий до полного проектирования и представления проекта в виде цветной 3D-модели. Показ интерьера в готовом виде является прекрасной поддержкой при общении с заказчиком и облегчает коммерческому отделу задачу заключения договора.

Технические решения. Разработка решений для основных проблем, возникающих при отделке: подсчёт метража, разработка вариантов укладки, альтернативы стандартным решениям, например, фальшполы и вентилируемые фасады, оптимизация схем укладки для минимизации отходов и стыков.

POSA SU MASSETTO
LAYING ON SCREED

VERLEGUNG AUF ESTRICH.
POSE SUR CHAPE.
COLOCACIÓN SOBRE SOLERA.
НАКЛЕИВАНИЕ НА СТЯЖКУ.



Pulire la superficie esistente e verificare che il massetto sia eseguito ad opera d'arte: planare, asciutto, stagionato. Stendere la colla adesiva in maniera omogenea sulla superficie.

Clean the existing surface and check that the screed has been properly prepared: flat, dry and cured. Spread the adhesive evenly over the surface.



Die vorhandene Oberfläche säubern und überprüfen, dass der Estrich fachgerecht gefertigt ist: Er muss eben, trocken und belegreif sein. Den Kleber gleichmäßig auf der Oberfläche ausbreiten.

Nettoyer la surface existante et s'assurer que la chape est réalisée dans les règles de l'art : parfaitement plate et sèche. Étaler la colle de manière homogène sur la surface.



Limpiar la superficie existente y comprobar que la solera esté perfectamente realizada: planicidad, secado y fraguado. Extender el adhesivo de forma homogénea sobre la superficie.

Очистите уже существующую поверхность и убедитесь, что стяжка качественно выполнена: она должна быть ровной, сухой и выдержанной. Равномерно нанесите клей на поверхность.



Posizionare le lastre e battere leggermente con la mazzetta di gomma per permettere la fuoriuscita dell'aria e garantire perfetta aderenza. Inserire nelle fughe i distanziatori di 4/5 mm.

Put the slabs in place and tap down gently with a rubber hammer to drive out the air and ensure perfect bonding. Fit the 4/5 mm spacers into the joints.



Die Platten aufsetzen und leicht mit einem Gummihammer abklopfen, damit unter den Platten vorhandene Luft austreten kann und ein perfektes Anhaften gewährleistet ist. 4/5 mm breite Abstandhalter in den Fugen einsetzen.


Positionner les dalles et battre légèrement à l'aide d'un maillet en caoutchouc pour chasser l'air et garantir une parfaite adhérence. Placer dans les joints les espaceurs de 4/5 mm.



Colocar las baldosas y golpear ligeramente con la maza de goma para permitir que salga el aire y garantizar una adherencia perfecta. Colocar separadores de 4/5 mm en las juntas.

Уложите плиты и слегка прибейте резиновой киянкой для выпуска воздуха и обеспечения безупречного прилегания. Вставьте в межплиточные швы разделительные крестики толщиной 4-5 мм.

STRATIGRAFIA SUGGERITA
SUGGESTED STRATIGRAPHY



Una volta asciutagasi la colla, rimuovere i distanziatori, stuccare le fughe ed eliminare i residui con un'attenta pulizia.

Once the glue has dried, remove the spacers, grout the joints and clean thoroughly to remove any residues.



Nachdem der Kleber getrocknet ist, die Abstandhalter entfernen, die Fugen mit Fugenmörtel ausfügen und die Rückstände durch eine sorgfältige Reinigung entfernen.

Une fois la colle sèche, retirer les espaceurs, appliquer le produit de jointoiement et en éliminer les résidus en procédant à un soigneux nettoyage.



Cuando el adhesivo esté seco, retirar los separadores y sellar las juntas, eliminando los restos de sellador con una limpieza cuidadosa.


После высыхания клея удалите разделительные крестики, заполните швы и тщательно очистите для удаления остатков затирки.

POSA SOPRAELEVATA
LAYING AS RAISED PAVING

TROCKENE VERLEGUNG AUF STÜTZEN.
POSE SURÉLEVÉE.
COLOCACIÓN SOBREELEVADA.
УКЛАДКА В КАЧЕСТВЕ ФАЛЬШ-ПОЛА.



STRATIGRAFIA SUGGERITA
SUGGESTED STRATIGRAPHY



Pulire la superficie esistente e verificare la planarità del massetto per identificare il giusto supporto da utilizzare. Il massetto deve essere asciutto e stagionato. Preparare i supporti selezionati, tagliando a misura i supporti perimetrali ed eliminando le alette superflue.

Clean the existing surface and check that the screed is level to select the right type of pedestal. The screed must be dry and cured. Prepare the chosen pedestals, cutting the ones around the edge to size and removing any unwanted wings.



Die vorhandene Oberfläche säubern und den Estrich auf Ebenheit prüfen, um zu bestimmen, welche Stützen verwendet werden müssen. Der Estrich muss trocken und belegreif sein. Die gewählten Stützen vorbereiten, die Randstützen auf das richtige Maß zuschneiden und die überflüssigen Teile entfernen.

Nettoyer la surface existante et s'assurer de la planéité de la chape pour établir le bon support à utiliser. La chape doit être parfaitement sèche. Préparer les supports sélectionnés en coupant à la mesure nécessaire les supports de pourtour et en éliminant les ailettes superflues.



Limpia la superficie existente y comprobar la planicidad de la solera para elegir el soporte más adecuado que se debe utilizar. La solera debe estar seca y haber completado su fraguado. Preparar los soportes seleccionados, cortando a medida los soportes perimetrales y eliminando las aletas sobrantes.

Очистите уже существующую поверхность и проверьте плоскость стяжки для выбора необходимой опоры. Стяжка должна быть сухой и выдержанной. Подготовьте выбранные опоры, отрезав по размеру опоры по периметру и удалив лишние распорки.



Predisporre sulla base dello schema di posa il reticolo dei supporti, partendo da quelli perimetrali. Appoggiare le clip bordo piastrella di protezione sui supporti a contatto con pareti.

Arrange the grid of pedestals in accordance with the laying diagram, starting with those around the edge. Fit the protective tile edge clips on the pedestals against any walls.




Das Stützenschema auf dem Verlegungsuntergrund anbringen und dabei mit den Randstützen beginnen. Die Schutzklammern der Fliesenränder auf alle Stützen setzen, die mit Wänden in Berührung stehen.

Sur la base du schéma de pose, positionner les supports en commençant par le pourtour. Poser le clip de protection de bord du carreau sur les supports au contact du mur.




Colocar la retícula de soportes siguiendo el diseño de colocación, empezando por los perimetrales. Colocar los clips de protección de borde de baldosa en los soportes que están en contacto con la pared.

В соответствии со схемой укладки расположите опоры, начиная с периметра. Установите защитные фиксаторы кромки на опоры, контактирующие со стенами.



Posizionare a secco le lastre sui supporti. Aggiungere un supporto al centro della lastra, eliminando le alette distanziatrici. Verificare sistematicamente la planarità e regolare le altezze dei supporti con l'apposita chiave di regolazione per compensare eventuali irregolarità del sottofondo. Si suggerisce di prevedere idonee ed opportune pendenze al fine di ridurre il rischio di ristagni d'acqua.

Lay the slabs on the pedestals dry. Add a pedestal in the middle of the slab, removing the spacer wings. Systematically check the flatness and adjust the heights of the pedestals with the adjuster key to compensate for any unevenness in the substrate. A little slope of the substrate is always recommended in order to prevent water stagnation underneath the surface.



Die Platten trocken auf den Stützen positionieren. Eine Stütze an der Plattenmitte hinzufügen und die Abstandhalteflügel beseitigen. Die Ebenheit systematisch überprüfen und die Höhen der Stützen mit dem entsprechenden Einstellschlüssel regeln, um eventuelle Unregelmäßigkeiten des Untergrundes auszugleichen. Bitte das entsprechende Gefälle berücksichtigen um Staunässe zu vermeiden.

Poser à sec les dalles sur les supports. Ajouter un support au centre de la dalle, en éliminant les ailettes d'espacement. Bien contrôler la planéité et régler la hauteur des supports à l'aide de la clé de réglage prévue à cet effet pour compenser les éventuelles irrégularités du fond. Nous préconisons de prévoir une pente adaptée pour réduire le risque de rétention d'eau en périphérie.



Colocar las baldosas en seco sobre los soportes. Añadir un soporte en el centro de la baldosa eliminando las aletas distanciatoras. Comprobar sistemáticamente la planicidad y regular la altura de cada soporte con la llave especial de regulación para compensar eventuales irregularidades del soporte. Recomendamos verificar y adecuar el nivel de la superficie para evitar el riesgo de estancamiento de agua.

Установите плиты на опоры всухую, добавьте опору в центре плиты, удалив дистанционные распорки. Постоянно проверяйте плоскость и регулируйте высоту опор при помощи соответствующего регулировочного ключа для компенсации возможных неровностей основы. Предполагается предусмотреть подходящие и соответствующие уклоны, чтобы снизить риск застоя воды.

POSA SOPRAELEVATA: SUPPORTI RAISED LAYING: PEDESTALS

- Tre tipologie di supporti in polipropilene riciclabile, resistente agli agenti atmosferici.
- Le speciali testate con alette distanziatrici lasciano una fuga di 3-4 mm, che consente il drenaggio dell'acqua piovana.
- Le lastre removibili creano un'intercapedine dove è possibile alloggiare cavi e tubature. Il sistema favorisce un migliore isolamento termico e acustico.

TROCKENE VERLEGUNG: STÜTZEN.

- Drei verschiedene Stützen aus witterungsbeständigem recycelbarem Polyäthylen.
- Die speziellen Kopfteile mit Distanzlügel lassen eine 3-4 mm breite Fuge für die Regenwasserdrainage.
- Die entfernbaren Platten bilden einen Zwischenraum für die Aufnahme von Kabeln und Leitungen. Das System ermöglicht eine bessere Wärme- und Schallsisolierung.

POSE SURÉLEVÉE : SUPPORTS.

- Trois types de support en polypropylène recyclable résistant aux intempéries.
- Les têtes spéciales à ailettes d'espacement créent un joint de 3-4 mm qui permet le drainage des eaux de pluie.
- Les dalles amovibles créent un vide technique dans lequel il est possible de faire passer des câbles et des tuyaux. Le système contribue à une meilleure isolation thermique et acoustique.

- Three types of weather-proof recyclable polypropylene pedestals.
- The special heads with spacer fins leave a joint of 3-4 mm for rainwater drainage.
- The removable slabs create a cavity in which cables and pipes can be laid. The system provides improved heat insulation and soundproofing.

COLOCACIÓN SOBREELEVADA: SOPORTES.

- Tres tipos de soportes de polipropileno reciclable, resistente a los agentes atmosféricos.
- Los cabezales especiales con aletas separadoras dejan una junta de 3-4 mm, que permite el drenaje del agua de lluvia.
- Las placas extraíbles crean una cámara de aire donde se pueden albergar cables y tuberías. El sistema favorece un mejor aislamiento térmico y acústico.

УКЛАДКА ФАЛЬШПОЛОВ: ОПОРЫ.

- Три типа опор из рекуперированного полипропилена, устойчивого атмосферным воздействиям.
- Специальные головки с дистанционными распорками для шва 3-4 мм, для обеспечения дренажа дождевой воды.
- Съёмные плиты создают пространства, в которых можно располагать трубы и проводку. Система обеспечивает термическую и акустическую изоляцию.

SUPPORTO FISSO FIXED PEDESTAL

- Conveniente e rapido da installare, è utilizzabile solo con sottofondo planare e regolare.
- Disponibile in tre altezze: 12 mm / 15 mm / 20 mm
- Disco livellatore con spessore 3 mm per piccoli aggiustamenti, inseribile sopra o sotto al supporto.

FESTSTEHENDE STÜTZE.

- Vorteilhaft und schnell zu installieren und nur auf ebenem und regelmäßigem Untergrund verwendbar.
- In drei Höhen verfügbar: 12 mm / 15 mm / 20 mm.
- 3 mm dicke Nivellierungsscheibe für geringfügige Berichtigungen zum Einlegen auf und unter die Stütze.

SUPPORT FIXE.

- Pratique et facile à installer, il est utilisable uniquement sur un fond plat et régulier.
- Disponible dans trois hauteurs: 12 mm / 15 mm / 20 mm.
- Disque de nivellement de 3 mm d'épaisseur pour les petits ajustements, utilisable sur ou sous le support.


- Quick and convenient to install, fixed pedestals can only be used on flat, even substrates.
- Available in three heights: 12 mm / 15 mm / 20 mm.
- Level disc 3 mm thick for small adjustments; can be fitted underneath or on top of the pedestal.

SOPORTE FIJO.

- Ventajoso y rápido de montar, puede utilizarse sólo con un soporte plano y regular.
- Disponible en tres alturas 12 mm / 15 mm / 20 mm.
- Disco nivelador de 3 mm de grosor para pequeños ajustes, puede colocarse por encima o debajo del soporte.

ФИКСИРОВАННАЯ ОПОРА.

- Удобная и быстрая установка, только на ровную гладкую поверхность.
- Три режима высоты 12 мм / 15 мм / 20 мм.
- Диск 3 мм для выравнивания, вставляется в нижнюю или верхнюю часть прокладки.



SUPPORTO REGOLABILE ADJUSTABLE PEDESTAL

- Permette di regolare l'altezza del supporto creando pavimentazioni planari anche su sottofondi inclinati o irregolari.
- Supporti regolabili in altezza, con misure da 10 a 270 mm.
- Testa con finitura in gomma antirumore ed antiscivolamento.

VERSTELLBARE STÜTZE.

- Dient der Höheneinstellung der Stütze zur Gestaltung ebener Bodenflächen, selbst auf geneigten oder unregelmäßigen Untergründen.
- Höhenverstellbare Stützen, Abmessungen von 10 bis 270 mm.
- Kopf mit lärmschluckendem und rutschhemmendem Gummibelag.

SUPPORT RÉGLABLE.

- Permet de régler la hauteur du support et de réaliser des sols plats y compris sur fonds inclinés ou irréguliers.
- Supports à hauteur réglable, disponibles dans les tailles de 10 à 270 mm.
- Tête avec finition en caoutchouc antibruit et antidérapant.



- Allows the height of the pedestal to be adjusted to create flat pavings even on inclined or uneven substrates.
- Adjustable-heights pedestals available in different measures, from 10 up to 270 mm.
- Noise-damping, anti-slip rubber coated head.

SOPORTE REGULABLE.

- Permite regular la altura del soporte creando suelos planos incluso sobre soportes inclinados o irregulares.
- Soportes regulables en altura con medidas de 10 a 270 mm.
- Cabezal con acabado de goma antiruidos y antideslizamiento.

РЕГУЛИРУЕМАЯ ОПОРА.

- Позволяет регулировать высоту опоры, создавая ровные поверхности пола в том числе в условиях наклона неровностей.
- Регулируемые по высоте опоры бывают шесть размеров от 10 мм до 270 мм.
- Головка с резиновой отделкой для защиты от шума и скольжения.



SUPPORTO REGOLABILE AUTOLIVELLANTE CON FERMO BLOCCO TESTA SELF-LEVELLING ADJUSTABLE PEDESTAL WITH HEAD LOCK

- Permette di regolare l'altezza del supporto creando pavimentazioni planari anche su sottofondi inclinati o irregolari.
- Supporti regolabili in altezza, con misure da 10 a 270 mm.
- Testa con finitura in gomma antirumore ed antiscivolo.
- La speciale testa autolivellante compensa in automatico le pendenze fino al 2%.
- Il fermo blocco opzionale consente di rendere fissa la testa basculante e utilizzare il supporto come uno standard regolabile.

EINSTELLBARE SELBSTNIVELLIERENDE STÜTZE MIT KOPFBEFESTIGUNG

- Dient der Höheneinstellung der Stütze zur Gestaltung ebener Bodenflächen, selbst auf geneigten oder unregelmäßigen Untergründen.
- Höhenverstellbare Stützen, Abmessungen von 10 bis 270 mm.
- Kopf mit lärmschluckendem und rutschhemmendem Gummibelag.
- Der spezielle selbstnivellierende Kopf gleicht automatisch Neigungen bis zu 2 % aus.
- Der optionale Feststellanschlag ermöglicht es, das neigbare Kopfteil zu fixieren und die Stütze wie eine verstellbare Standard-Stütze zu verwenden.

SUPPORT AUTONIVELANT RÉGLABLE AVEC ARRÊT DU BLOCAGE DE LA TÊTE

- Permet de régler la hauteur du support et de réaliser des sols plats y compris sur fondus inclinés ou irréguliers.
- Supports à hauteur réglable, disponibles dans les tailles de 10 à 270 mm.
- Tête avec finition en caoutchouc antibruit et antidérapant.
- Tête spéciale autonivelante avec mise à niveau automatique des pentes jusqu'à 2%.
- L'arrêt du blocage, en option, permet de fixer la tête pivotante et d'utiliser le support comme élément de réglage.


- Allows the height of the pedestal to be adjusted to create flat pavings even on inclined or uneven substrates.
- Adjustable-heights pedestals available in different measures, from 10 up to 270 mm.
- Noise-damping, anti-slip rubber coated head.
- The special self-levelling head automatically compensates or gradients up to 2%.
- The optional lock can fix the tilting head, causing the pedestal to become a standard adjustable item.

SOPORTE AJUSTABLE AUTONIVELANTE CON CABEZAL BLOQUEABLE

- Permite regular la altura del soporte creando suelos planos incluso sobre soportes inclinados o irregulares.
- Soportes regulables en altura con medidas de 10 a 270 mm.
- Cabezal con acabado de goma antirruídos y antideslizamiento.
- El cabezal autonivelante especial compensa automáticamente pendientes de hasta un 2%.
- El accesorio de bloqueo opcional permite fijar el cabezal basculante y utilizar el soporte como estándar ajustable.

РЕГУЛИРУЕМАЯ САМОВЫРАВНИВАЮЩАЯСЯ ОПОРА С ФИКСАТОРОМ ГОЛОВКИ.

- Позволяет регулировать высоту опоры, создавая ровные поверхности пола в том числе в условиях наклона неровностей.
- Регулируемые по высоте опоры бывают шесть размеров от 10 мм до 270 мм.
- Головка с резиновой отделкой для защиты от шума и скольжения.
- Специальная самовыравнивающаяся головка автоматически компенсирует уклоны до 2%.
- Факультативный фиксатор позволяет жестко зафиксировать головку и использовать опору в качестве регулируемого ориентира.



FERMO BLOCCO TESTA BASCULANTE
TILTING HEAD LOCK

SUPPORTI CON PROLUNGA INTEGRATA

- Rispetto ai supporti standard con fermo blocco testa: l'altezza è regolabile da 30 mm a 420 mm con solo 3 articoli, forniti già assemblati e provvisti di prolunga integrata.
- La testa autolivellante compensa pendenze fino al 5%.
- La base con sagoma speciale semplifica le installazioni perimetrali e l'aggancio alle clip di bordo.

SUPPORTS WITH INTEGRATED EXTENSION.

- With respect to standard supports with lockable head: the height can be adjusted from 30 mm to 420 mm with just three items, supplied fully assembled and complete with integrated extension.
- The self-levelling head compensates for inclines of up to 5%.
- The base with special profile simplifies perimeter installation and the fastening of edge clips.



FERMO BLOCCO TESTA BASCULANTE
TILTING HEAD LOCK

STÜTZEN MIT INTEGRIERTER VERLÄNGERUNG.

- Unterschiede zu Standard-Stützen mit Kopfbefestigung: Die Höhe kann mit nur 3 Teilen von 30 mm auf 420 mm verstellt werden; bei der Auslieferung sind die integrierten Verlängerungen bereits montiert.
- Der selbstnivellierende Kopf gleicht automatisch Neigungen von bis zu 5% aus.
- Der speziell geformte Sockel vereinfacht die Verlegung im Umfang und die Befestigung an Randklammern.

SUPPORTS AVEC RALLONGE INTÉGRÉE.

- À la différence des supports standards avec arrêt du blocage de tête : La hauteur est réglable de 30 mm à 420 mm avec seulement 3 pièces fournies déjà montées et intégrant une rallonge.
- Tête autonivelante avec mise à niveau automatique des pentes jusqu'à 5%.
- La base avec forme spéciale simplifie l'installation en périmètre et la fixation aux clips du bord.

SOPORTES CON EXTENSIÓN INTEGRADA.

- En comparación con los soportes estándar con cabezal bloqueable: La altura es regulable de 30 mm a 420 mm con solo 3 elementos, suministrados ya montados y equipados con una extensión integrada.
- El cabezal autonivelante compensa pendientes de hasta un 5%.
- La base con forma especial simplifica las instalaciones perimetrales y el enganche a los clips de borde.

ОПОРЫ С ВСТРОЕННЫМ УДЛИНИТЕЛЕМ

- Относительно стандартных опор с фиксатором головки: Высота от 30 мм до 420 мм перекрывается всего 3 модификациями, поставляемыми в собранном виде с удлинителями.
- Самовыравнивающаяся головка автоматически компенсирует уклоны до 5%.
- Особая форма пяты облегчает установку опор по периметру и крепление краевых зажимов.

SUPPORTO REGOLABILE AUTOLIVELLANTE SELF-LEVELLING ADJUSTABLE PEDESTAL

- La speciale testa autolivellante compensa in automatico le pendenze fino al 5%.
- Supporti forniti in diverse altezze regolabili, con misure da 28 mm fino a 550 mm.
- Testa con finitura in gomma antirumore ed antiscivolo.

- The special self-levelling head automatically compensates for gradients up to 5%.
- Pedestals available in different adjustable heights, from 28 mm up to 550 mm.
- Noise-damping, anti-slip rubber coated head.

SELBSTNIVELLIERENDE STÜTZE.

- Der spezielle selbstnivellierende Kopf gleicht automatisch Neigungen bis 5% aus.
- Stützen in mehrere verstellbaren Höhen, Abmessungen von 28 mm bis 550 mm.
- Kopf mit lärmschluckendem und rutschhemmendem Gummibelag.

SUPPORT RÉGLABLE AUTO-NIVELANT.

- La tête spéciale auto-nivelante compense automatiquement les dénivelés jusqu'à 5%.
- Supports fournis dans différentes hauteurs réglables: de 28 mm à 550 mm.
- Tête avec finition en caoutchouc antibruit et antidérapant.

SOPORTE REGULABLE AUTONIVELANTE.

- El cabezal especial autonivelante compensa automáticamente las pendientes de hasta el 5%.
- Soportes proporcionados en alturas diferentes regulables con medidas de 28 mm a 550 mm.
- Cabezal con acabado de goma antirruídos y antideslizamiento.

РЕГУЛИРУЕМАЯ САМОВЫРАВНИВАЮЩАЯСЯ ОПОРА.


- Специальная самовыравнивающаяся головка автоматически компенсирует разницу до 5%.
- Опоры поставляются в 15-х разных режимах высоты от 28 мм до 550 мм.
- Головка с резиново-отделкой для защиты от шума и скольжения.



PROLUNGA P1

ACCESSORI / ACCESSORY

ZUBEHOER / ACCESSOIRES / ACCESORIOS / АКЦЕССУАРЫ



CLIP BORDO PAVIMENTO SUPERIORE - INFERIORE
OVER FLOOR - UNDER FLOOR EDGE CLIP
Oben - und Untenbodenkanten clip
Clip bord carreau superieur - inferieur
Clip para borde suelo superior - inferior
Зажим кромки пола верхний - нижний

P021123 ■ 20,21
110 - 20 mm



CLIP BORDO PIASTRELLA
EDGE FIXING CLIP
Fliesenkanten clip
Clip bord carreau
Clip para azulejo
Зажим кромки плитки

P021220 ■ 4,24



CHIAVE DI REGOLAZIONE RINFORZATA
REINFORCED ADJUSTMENT KEY
Verstaerkte Regulierungsschluesel / Cle de regulation renforcè / Llave de regulaci3n reforzada / Регулировочный ключ усиленный

E202512 ■ 42,33

SCUDO ISOLANTE ESPANSO MODIFICATO A CELLE CHIUSE AD ALTA DENSITÀ SPESSORE 3 mm
3 MM THICK, HIGH-DENSITY, CLOSED-CELL MODIFIED FOAM INSULATING LAYER
Isolierungsmatte aus hochdichtigen geschlossenen Zellen - 3 mm stark / Couche isolante expansè a cellule ferme a haute densite epaisseur 3 mm / Capa de aislante expandido modificado con celdas cerradas de alta densidad y 3 mm de espesor / Высокплотная изолирующая прокладка из модифицированной пены с закрытыми порами, толщина 3 mm

E083103 ■ 1,52
3 mm

MANIGLIA POSA PIASTRE ZINCATA
ZINC-PLATED LITFING LI FIN G HANDLE

Verzinkter Halterungshandgriff / Poignee porte carreau zingue / Manija de colocaci3n de losas cincada / Оцинкованная рукоятка для укладки плит



MANIGLIA 40
M034080 ■ 68,27
40x80 - 40x120 cm



MANIGLIA 60
M036060 ■ 103,76
40x80 - 40x120 cm

ACCESSORI PER SUPPORTI FISSI
FIXED PEDESTAL TOOLS

Zubeh3r f3r feststehende St3tzen / Accessoires pour plots fixes / Accesorios para soportes fijos / Аксессуары для фиксированных опор



DISCO LIVELLATORE
E081003 ■ 0,48
3 mm



EQUILIBRATORI BASCULANTI
E050005 ■ 0,18
H 5

ACCESSORI PER SUPPORTI REGOLABILI E AUTOLIVELLANTI
SELF-LEVELLING AND ADJUSTABLE PEDESTAL TOOLS

Zubeh3r f3r verstellbare und selbstnivellierende und St3tzen / Accessoires pour plots r3glables et auto pivotants / Accesorios para soportes ajustables y autonivelantes / Аксессуары для регулируемых и самовыравнивающихся опор



DISCO LIVELLATORE
E082002 ■ 0,61
2 mm



DISCO LIVELLATORE
E082003 ■ 0,67
3 mm



TWIST TW 110
E084110 ■ 0,64
0% - 1%



TWIST TW 150
E084150 ■ 0,85
0% - 1%



TESTA XL SUPPORTI REGOLABILI
E356124 ■ 1,88
Ø 150 mm
alet./tabs 4 mm H 12



TESTA XL SUPPORTI REGOLABILI AUTOLIVELLANTI
E351124 ■ 2,24
Ø 150 mm
alet./tabs 4 mm H 12

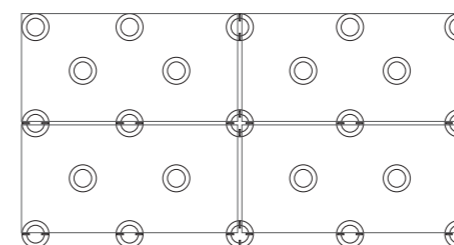


ACCESSORIO PER AVVITATORE
E200250130 ■ 35,52

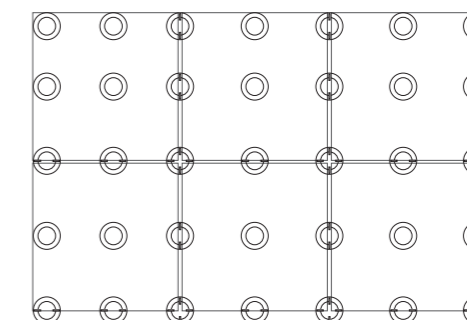


INDICAZIONI DI POSA LAYING INSTRUCTIONS

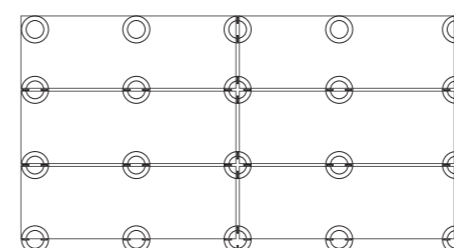
60x120 CM



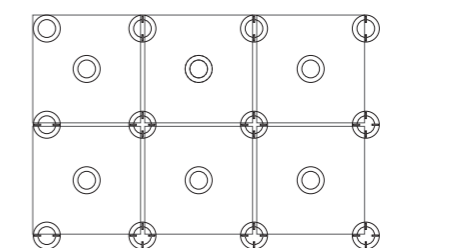
80x80 CM



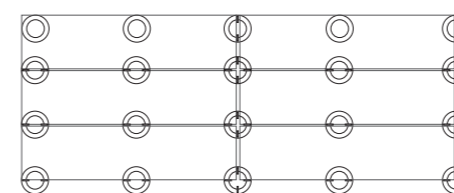
40x120 CM



60x60 CM



30x120 CM



CONSUMO PER m² / COMSUMPTION PER m²

Tipo di piastra Tile size	Supporti per m ² Supports per m ²
80x80 cm	6,3
40x120 cm	4,2
60x60 cm	5,6
60x120 cm	5,6
30x120 cm	5,6



PAVIMENTO STANDARD / STANDARD PAVING
Standard-Boden / Sol standard / Pavimento est3ndar / Стандартный пол



BORDO MURO / EDGE OF WALL
Mauerrand / Bord mur / Borde pared / Край стены




ANGOLO MURO - CENTRO LASTRA
CORNER OF WALL - MIDDLE OF SLAB
Mauerecke - Plattenmitte / Angle mur - centre de dalle / 3ngulo pared - centro placa / Угол стены - центр плиты

POSA A SECCO SU ERBA
LAYING ON GRASS

TROCKENE VERLEGUNG AUF GRAS.
POSE SUR GAZON.
COLOCACIÓN SOBRE HIERBA.
УКЛАДКА НА ТРАВУ.



STRATIGRAFIA SUGGERITA
SUGGESTED STRATIGRAPHY



Posizionare le lastre a secco sull'erba e verificare che la distanza tra l'una e l'altra sia regolare per tutta la superficie di posa.

Place the slabs dry on the grass and check that the gap between them is the same over the entire laying surface.



Die Platten trocken auf dem Gras positionieren und prüfen, dass der Abstand von einer zur anderen Platte entlang der gesamten Verlegungsfläche gleich ist.

Poser les dalles à sec sur le gazon et s'assurer que la distance les séparant est régulière sur toute la surface de pose.



Colocar las baldosas en seco sobre la hierba y comprobar que la distancia entre sí sea regular en toda la superficie colocada.

Уложите всухую плиты на траву и убедитесь, что они расположены на равномерном друг от друга расстоянии на всей поверхности укладки.



Tracciare la porzione di terreno da asportare e realizzare uno scavo di profondità minima di 5 cm. Creare uno strato di ghiaia (diam. 3/6 mm) di almeno 3 cm.

Mark out the area of turf to be removed and dig out to a depth of at least 5 cm. Create a layer of at least 3 cm of gravel (diam. 3/6 mm).



Die zu entfernende Erdbodenportion anreissen und eine mindestens 5 cm tiefe Ausgrabung fertigen. Eine mindestens 3 cm dicke Kiesschicht (Durchm. 3/6 mm) bilden. Effectuer un tracé de la portion de terrain à retirer et creuser à une profondeur minimum de 5 cm. Réaliser une couche de gravier (diam. 3/6 mm) d'au moins 3 cm.



Marcar el área de terreno que se debe retirar y excavar un hueco de una profundidad mínima de 5 cm. Colocar una capa de grava (de 3/6 mm de diámetro) de 3 cm como mínimo.

Разметьте участок, на котором необходимо снять верхний слой, и выкопайте грунт на глубину минимум 5 см. Уложите слой щебня (диам. 3-6 мм) толщиной не менее 3 см.



Dopo aver verificato la planarità del fondo realizzato, posizionare le lastre e battere leggermente con la mazzetta di gomma per stabilizzare la posa ed eliminare eventuali irregolarità.

After checking that the substrate created is level, put the slabs in place and tap down gently with a rubber hammer to settle them into place and eliminate any unevenness.



Die Ebenheit des gefertigten Untergrundes überprüfen, danach die Platten positionieren und leicht mit dem Gummihammer abklopfen, um die Verlegung zu stabilisieren und eventuelle Unregelmäßigkeiten auszugleichen.

Après s'être assuré de la planéité du fond réalisé, positionner les dalles et battre légèrement à l'aide d'un marteau en caoutchouc pour stabiliser la pose et pour éliminer les éventuelles irrégularités.



Una vez comprobada la planicidad del soporte realizado, colocar las baldosas y golpearlas ligeramente con la maza de goma para estabilizar la colocación y eliminar eventuales irregularidades.

Проверив ровность созданной основы, уложите плиты и слегка прибейте резиновой киянкой для стабилизации плит и устранения возможных неровностей.

POSA A SECCO SU GHIAIA
LAYING ON GRAVEL

TROCKENE VERLEGUNG AUF KIES.
POSE SUR GRAVIER.
COLOCACIÓN SOBRE GRAVILLA.
УКЛАДКА НА ЩЕБЕНЬ.



Preparare sul sottofondo esistente uno strato di ghiaia (diam. 3/6 mm) di almeno 5 cm di spessore. Livellare la superficie con la staggia e verificarne la planarità.
Create a layer of at least 5 cm of gravel (diam. 3/6 mm) on the existing substrate. Level the surface with a straightedge and check the flatness.



Auf dem vorhandenen Untergrund eine mindestens 5 cm dicke Kiesschicht (Durchm. 3/6 mm) vorbereiten. Die Oberfläche mit einem Streichbrett ebenen und anschließend die Ebenheit überprüfen.
Préparer sur le fond existant une couche de gravier (diam. 3/6 mm) d'au moins 5 cm d'épaisseur. Nivelier la surface à l'aide d'une règle et en vérifier la planéité.



Preparar una capa de gravilla en el soporte existente (de 3/6 mm de diámetro) de 5 cm como mínimo de grosor. Nivelar la superficie con el regle y comprobar su planicidad.
Уложите на существующую основу слой щебня (диам. 3-6 мм) толщиной не менее 5 см. Выровните поверхность рейкой и проверьте горизонтальность.



Posizionare le lastre a secco sulla ghiaia e che la distanza tra l'una e l'altra sia regolare per tutta la superficie di posa. Battere leggermente con la mazzetta di gomma per stabilizzare la posa ed eliminare eventuali irregolarità.
Place the slabs dry on the gravel and check that the gap between them is the same over the entire laying surface. Tap down gently with a rubber hammer to settle them into place and eliminate any unevenness.




Die Platten trocken auf dem Kies positionieren und prüfen, dass der Abstand von einer zur anderen Platte entlang der gesamten Verlegungsfläche gleich ist. Die Platten mit einem Gummihammer leicht abklopfen, um die Verlegung zu stabilisieren und eventuelle Unregelmäßigkeiten auszugleichen.
Poser les dalles à sec sur le gravier et s'assurer que la distance les séparant est régulière sur toute la surface de pose. Batre légèrement à l'aide d'un maillet en caoutchouc pour stabiliser la pose et pour éliminer les éventuelles irrégularités.



Colocar las baldosas en seco sobre la gravilla y comprobar que la distancia entre sí sea regular en toda la superficie colocada. Golpear la ligeramente las baldosas con la maza de goma para estabilizar la colocación y eliminar eventuales irregularidades.
Уложите всухую плиты на щебень и убедитесь, что они расположены на равномерном друг от друга расстоянии на всей поверхности укладки. Слегка прибейте резиновой киянкой для стабилизации плит и устранения возможных неровностей.

STRATIGRAFIA SUGGERITA
SUGGESTED STRATIGRAPHY



- OPEN**
- GHIAIA Ø 3/6 MM (10/30 CM)**
GRAVEL Ø 3/6 MM (10/30 CM)
- MASSETTO (10/20 CM) CON 0,5-2% DI PENDENZA**
SCREED (10/20 CM) WITH 0,5-2% SLOPE
- TERRENO**
SOIL



Verificare la planarità della posa ottenuta. Aggiungere ghiaia tra le fughe per livellare la pavimentazione. E' possibile utilizzare anche ghiaia decorativa di diametro superiore rispetto a quella posata sul il sottofondo.
Check the flatness of the surface created. Add gravel in the joints to level the paving. Decorative gravel larger in diameter than the type use for the substrate can also be used in the joints.



Die Ebenheit der gefertigten Verlegung überprüfen. Kies zwischen den Fugen hinzufügen, um den Bodenbelag zu nivellieren. Dazu kann auch Dekorationskies mit einem größeren Durchmesser als der Durchmesser des für die Verlegung auf dem Untergrund verwendeten Kieses benutzt werden.
Contrôler la planéité de la pose réalisée. Ajouter du gravier dans les joints pour niveler le sol. Il est également possible d'utiliser du gravier décoratif de diamètre supérieur à celui posé sur le fond.



Comprobar la planicidad de la superficie colocada. Rellenar con gravilla las juntas para nivelar el pavimento. También es posible utilizar gravilla decorativa de mayor diámetro que la utilizada para el soporte.
Проверьте горизонтальность уложенной поверхности. Для создания однородного пола засыпьте щебень в швы между плитами. Можно использовать декоративный щебень более крупного размера по сравнению с щебнем, уложенным на основу.

POSA A SECCO SU SABBIA
LAYING ON SAND

TROCKENE VERLEGUNG AUF SAND.
POSE SUR SABLE.
COLOCACIÓN SOBRE ARENA.
УКЛАДКА НА ПЕСОК.



Preparare uno strato di sabbia di almeno 5 cm di spessore sul sottofondo esistente (massetto o superficie ghiaiosa). Livellare la superficie con la staggia e verificarne la planarità.


Prepare a layer of sand at least 5 cm thick on the existing substrate (screed or gravel). Level the surface with a straightedge and check the flatness.

Eine mindestens 5 cm dicke Sandschicht auf dem vorhandenen Untergrund (Estrich oder kieshaltiger Boden) vorbereiten. Die Oberfläche mit einem Streichbrett ebenen und anschließend die Ebenheit überprüfen.

Préparer une couche de sable d'au moins 5 cm d'épaisseur sur le fond existant (chape ou surface de gravier). Nivelier la surface à l'aide d'une règle et en vérifier la planéité.

Preparar una capa de arena de al menos 5 cm de grosor sobre el soporte existente (solera o superficie de grava). Nivelar la superficie con el regle y comprobar su planicidad.

Подготовьте слой песка толщиной не менее 5 см на существующей основе (стяжке или траве). Выровняйте поверхность рейкой и проверьте горизонтальность.



Posizionare le lastre a secco sulla sabbia e verificare che la distanza tra l'una e l'altra sia regolare per tutta la superficie di posa. Battere leggermente con la mazzetta di gomma per stabilizzare la posa.

Place the slabs dry on the sand and check that the gap between them is the same over the entire laying surface. Tap down gently with a rubber hammer to settle them into place.


Die Platten trocken auf dem Sand positionieren und prüfen, dass der Abstand von einer zur anderen Platte entlang der gesamten Verlegungsfläche gleich ist. Die Platten leicht mit dem Gummihammer abklopfen, um die Verlegung zu stabilisieren.

Poser les dalles à sec sur le sable et s'assurer que la distance les séparant est régulière sur toute la surface de pose. Battre légèrement à l'aide d'un maillet en caoutchouc pour stabiliser la pose.

Colocar las baldosas en seco sobre la arena y comprobar que la distancia entre sí sea regular en toda la superficie colocada. Golpear la ligeramente las baldosas con la maza de goma para estabilizar la colocación.

Уложите всухую плиты на песок и убедитесь, что они расположены на равномерном друг от друга расстоянии на всей поверхности укладки. Слегка прибейте резиновой киянкой для стабилизации плит.

STRATIGRAFIA SUGGERITA
SUGGESTED STRATIGRAPHY



OPEN

SABBIA (2/5 CM)
SAND (2/5 CM)

GHIAIA Ø 0/20 MM (20/40 CM)
GRAVEL Ø 0/20 MM (20/40 CM)

GHIAIA Ø 40/80 MM (30/50 CM)
GRAVEL Ø 40/80 MM (30/50 CM)



Aggiungere sabbia tra le fughe per livellare la pavimentazione. Pulire la superficie delle lastre.

Add sand in the joints to level the paving. Clean the surface of the slabs.

Sand zwischen den Fugen hinzufügen, um den Bodenbelag zu nivellieren. Die Oberfläche der Platten reinigen.

Ajouter du sable dans les joints pour niveler le sol. Nettoyer la surface des dalles.

Rellenar con arena las juntas para nivelar el pavimento. Limpiar la superficie de las baldosas.














Для создания однородного пола засыпьте песок в швы между плитами. Очистите поверхность плит.

OPEN[®]
REWRITING OUTDOOR SURFACES














Special pieces items
















Charm Experience 60x120 - 80x80

	DIMENSIONE PEZZO ITEM SIZE	FONDI ABBINATI MATCHING REGULAR TILES	CEPPO ARTISTICO	PREZZO PRICE	PCS BOX
 Gradone Assemblato	40x80 cm 15 ^{3/4} "x31 ^{1/2} "	80x80	AC02G8A	■ 162	2
	30x120 cm 11 ^{7/8} "x47 ^{1/4} "	60x120	AC02G5A	■ 230	2
 Gradone Angolare Assemblato DX e SX	40x80 cm 15 ^{3/4} "x31 ^{1/2} "	80x80	DX AC02D8A	■ 275	2
			SX AC02S8A	■ 275	2
	30x120 cm 11 ^{7/8} "x47 ^{1/4} "	60x120	DX AC02D5A	■ 418	2
			SX AC02S5A	■ 418	2
 Angolare Interno Assemblato 45°	40x80 cm 15 ^{3/4} "x31 ^{1/2} " 2 pz	80x80	AC02AI8A	■ 406	1 set
	30x120 cm 11 ^{7/8} "x47 ^{1/4} " 2 pz	60x120	AC02AI5A	■ 581	1 set
 Angolare Esterno Assemblato 45°	40x80 cm 15 ^{3/4} "x31 ^{1/2} " 2 pz	80x80	AC02AE8A	■ 406	1 set
	30x120 cm 11 ^{7/8} "x47 ^{1/4} " 2 pz	60x120	AC02AE5A	■ 581	1 set
 Alzata con Scurelto	20x80 cm 8"x31 ^{1/2} "	80x80	AC02AL8	■ 56	2
	20x120 cm 8"x47 ^{1/4} "	60x120	AC02AL2	■ 81	2
 Gradone con Toro	40x80 cm 15 ^{3/4} "x31 ^{1/2} "	80x80	AC02G8R	■ 106	2
	30x120 cm 11 ^{7/8} "x47 ^{1/4} "	60x120	AC02G5R	■ 146	2
 Gradone Angolare con Toro DX e SX	40x80 cm 15 ^{3/4} "x31 ^{1/2} "	80x80	DX AC02D8R	■ 150	2
			SX AC02S8R	■ 150	2
	30x120 cm 11 ^{7/8} "x47 ^{1/4} "	60x120	DX AC02D5R	■ 242	2
			SX AC02S5R	■ 242	2
 Angolare Interno con Toro 45°	40x80 cm 15 ^{3/4} "x31 ^{1/2} " 2 pz	80x80	AC02AI8R	■ 287	1 set
	30x120 cm 11 ^{7/8} "x47 ^{1/4} " 2 pz	60x120	AC02AI5R	■ 387	1 set
 Angolare Esterno con Toro 45°	40x80 cm 15 ^{3/4} "x31 ^{1/2} " 2 pz	80x80	AC02AE8R	■ 287	1 set
	30x120 cm 11 ^{7/8} "x47 ^{1/4} " 2 pz	60x120	AC02AE5R	■ 387	1 set
 Angolare Curvilineo con Toro	80x80 cm 31 ^{1/2} "x31 ^{1/2} " radius 40 cm 15 ^{3/4} "	80x80	AC02AP8R	■ 387	1
 Gradone Costa Lucida	40x80 cm 15 ^{3/4} "x31 ^{1/2} "	80x80	AC02G8S	■ 106	2
	30x120 cm 11 ^{7/8} "x47 ^{1/4} "	60x120	AC02G5S	■ 146	2
 Angolare Interno Costa Lucida 45°	40x80 cm 15 ^{3/4} "x31 ^{1/2} " 2 pz	80x80	AC02AI8S	■ 287	1 set
	30x120 cm 11 ^{7/8} "x47 ^{1/4} " 2 pz	60x120	AC02AI5S	■ 387	1 set
 Angolare Esterno Costa Lucida 45°	40x80 cm 15 ^{3/4} "x31 ^{1/2} " 2 pz	80x80	AC02AE8S	■ 287	1 set
	30x120 cm 11 ^{7/8} "x47 ^{1/4} " 2 pz	60x120	AC02AE5S	■ 387	1 set



Charm Experience 60x120 - 80x80

	DIMENSIONE PEZZO ITEM SIZE	FONDI ABBINATI MATCHING REGULAR TILES	CEPPO ARTISTICO	PREZZO PRICE	PCS BOX
 Angolare Curvilineo Costa Lucida	80x80 cm 31 ^{1/2} "x31 ^{1/2} " radius 40 cm 15 ^{3/4} "	80x80	AC02AP8S	■ 387	1
 Canalina	8x14x60 cm 3 ^{1/8} "x5 ^{1/2} "x23 ^{1/2} " 2 pz	60x60	AC02CA6	■ 131	2
	8x16x80 cm 3 ^{1/8} "x6 ^{1/2} "x31 ^{1/2} " 2 pz	80x80	AC02CA8	■ 187	2
 Canalina Angolare	8x14x60 cm 3 ^{1/8} "x5 ^{1/2} "x23 ^{1/2} " 2 pz	60x60	AC02CAA6	■ 368	1 set
	8x16x80 cm 3 ^{1/8} "x6 ^{1/2} "x31 ^{1/2} " 2 pz	80x80	AC02CAA8	■ 568	1 set
 Canalina a Bordo Chiuso	8x14x60 cm 3 ^{1/8} "x5 ^{1/2} "x23 ^{1/2} " 2 pz	60x60	AC02CAC6	■ 187	1
	8x16x80 cm 3 ^{1/8} "x6 ^{1/2} "x31 ^{1/2} " 2 pz	80x80	AC02CAC8	■ 256	1
 Griglia	14x60 cm 5 ^{1/2} "x23 ^{1/2} " 2 pz	60x60	AC02GG6	■ 237	2
	16x80 cm 6 ^{1/2} "x31 ^{1/2} " 2 pz	80x80	AC02GG8	■ 312	2
 Griglia Angolare	14x60 cm 5 ^{1/2} "x23 ^{1/2} " 2 pz	60x60	AC02GGA6	■ 512	1 set
	16x80 cm 6 ^{1/2} "x31 ^{1/2} " 2 pz	80x80	AC02GGA8	■ 731	1 set
 Elemento a L	80x80x6,5 cm 31 ^{1/2} "x31 ^{1/2} "x2 ^{5/8} " 2 pz	80x80	AC02L882A	■ 212	1
	80x80x14 cm 31 ^{1/2} "x31 ^{1/2} "x5 ^{1/2} " 2 pz	80x80	AC02L882B	■ 243	1
 Elemento L Angolare	80x80x6,5 cm 31 ^{1/2} "x31 ^{1/2} "x2 ^{5/8} " 2 pz	80x80	AC02L882AA	■ 337	1
	80x80x14 cm 31 ^{1/2} "x31 ^{1/2} "x5 ^{1/2} " 2 pz	80x80	AC02L882BA	■ 400	1
 Elemento a L Lato 120	60x120x6,5 cm 23 ^{1/2} "x47 ^{1/4} "x2 ^{5/8} "	60x120	AC02LBA2A	■ 275	1
	60x120x14 cm 23 ^{1/2} "x47 ^{1/4} "x5 ^{1/2} "	60x120	AC02LBA2B	■ 312	1
 Elemento a L Lato 60	60x120x6,5 cm 23 ^{1/2} "x47 ^{1/4} "x2 ^{5/8} "	60x120	AC02LBA2A6	■ 275	1
	60x120x14 cm 23 ^{1/2} "x47 ^{1/4} "x5 ^{1/2} "	60x120	AC02LBA2B6	■ 312	1
 Elemento L Angolare DX e SX	60x120x6,5 cm 23 ^{1/2} "x47 ^{1/4} "x2 ^{5/8} "	60x120	DX AC02LBA2AD	■ 450	1
	60x120x14 cm 23 ^{1/2} "x47 ^{1/4} "x5 ^{1/2} "	60x120	SX AC02LBA2AS	■ 450	1
 Bordo L	15x15x80 cm 6"x6"x31 ^{1/2} "	80x80	AC02BR8	■ 156	2
	20x120 cm 8"x47 ^{1/4} "	60x120	AC02BR2	■ 231	2
 Gocciolatoio Costa Lucida	80x80 cm 31 ^{1/2} "x31 ^{1/2} "	80x80	IB02SG8	■ 156	1
	20x120 cm 8"x47 ^{1/4} "	60x120	AC02SG2	■ 150	2














Icône Bleu 80x80

	DIMENSIONE PEZZO ITEM SIZE	FONDI ABBINATI MATCHING REGULAR TILES	BEIGE	GRIS	PREZZO PRICE	PCS BOX	
 Gradone Assemblato	40x80 cm 15 ^{3/4} "x31 ^{1/2} "	80x80	IB02G8A	IB03G8A	■ 162	2	
 Gradone Angolare Assemblato DX e SX	40x80 cm 15 ^{3/4} "x31 ^{1/2} "	80x80	DX IB02D8A	IB03D8A	■ 275	2	
			SX IB02S8A	IB03S8A	■ 275	2	
 Angolare Interno Assemblato 45°	40x80 cm 15 ^{3/4} "x31 ^{1/2} "	2 pz	80x80	IB02AI8A	IB03AI8A	■ 406	1 set
 Angolare Esterno Assemblato 45°	40x80 cm 15 ^{3/4} "x31 ^{1/2} "	2 pz	80x80	IB02AE8A	IB03AE8A	■ 406	1 set
 Alzata con Scurelto	20x80 cm 8"x31 ^{1/2} "	80x80	IB02AL8	IB03AL8	■ 56	2	
 Gradone con Toro	40x80 cm 15 ^{3/4} "x31 ^{1/2} "	80x80	IB02G8R	IB03G8R	■ 106	2	
 Gradone Angolare con Toro DX e SX	40x80 cm 15 ^{3/4} "x31 ^{1/2} "	80x80	DX IB02D8R	IB03D8R	■ 150	2	
			SX IB02S8R	IB03S8R	■ 150	2	
 Angolare Interno con Toro 45°	40x80 cm 15 ^{3/4} "x31 ^{1/2} "	2 pz	80x80	IB02AI8R	IB03AI8R	■ 287	1 set
 Angolare Esterno con Toro 45°	40x80 cm 15 ^{3/4} "x31 ^{1/2} "	2 pz	80x80	IB02AE8R	IB03AE8R	■ 287	1 set
 Angolare Curvilineo con Toro	80x80 cm 31 ^{1/2} "x31 ^{1/2} " radius 40 cm 15 ^{3/4} "	80x80	IB02AP8R	IB03AP8R	■ 387	1	
 Gradone Costa Lucida	40x80 cm 15 ^{3/4} "x31 ^{1/2} "	80x80	IB02G8S	IB03G8S	■ 106	2	
 Angolare Interno Costa Lucida 45°	40x80 cm 15 ^{3/4} "x31 ^{1/2} "	2 pz	80x80	IB02AI8S	IB03AI8S	■ 287	1 set
 Angolare Esterno Costa Lucida 45°	40x80 cm 15 ^{3/4} "x31 ^{1/2} "	2 pz	80x80	IB02AE8S	IB03AE8S	■ 287	1 set














Icône Bleu 80x80

	DIMENSIONE PEZZO ITEM SIZE	FONDI ABBINATI MATCHING REGULAR TILES	BEIGE	GRIS	PREZZO PRICE	PCS BOX	
 Angolare Curvilineo Costa Lucida	80x80 cm 31 ^{1/2} "x31 ^{1/2} " radius 40 cm 15 ^{3/4} "	80x80	IB02AP8S	IB03AP8S	■ 387	1	
 Canalina	8x16x80 cm 3 ^{1/8} "x6 ^{1/8} "x31 ^{1/2} "	80x80	IB02CA8	IB03CA8	■ 187	2	
 Canalina Angolare	8x16x80 cm 3 ^{1/8} "x6 ^{1/8} "x31 ^{1/2} "	2 pz	80x80	IB02CAA8	IB03CAA8	■ 568	1 set
 Canalina a Bordo Chiuso	8x16x80 cm 3 ^{1/8} "x6 ^{1/8} "x31 ^{1/2} "	80x80	IB02CAC8	IB03CAC8	■ 256	1	
 Griglia	16x80 cm 6 ^{1/8} "x31 ^{1/2} "	80x80	IB02GG8	IB03GG8	■ 312	2	
 Griglia Angolare	16x80 cm 6 ^{1/8} "x31 ^{1/2} "	2 pz	80x80	IB02GGA8	IB03GGA8	■ 731	1 set
 Elemento a L	80x80x6,5 cm 31 ^{1/2} "x31 ^{1/2} "x2 ^{5/8} "	80x80	IB02L882A	IB03L882A	■ 212	1	
	80x80x14 cm 31 ^{1/2} "x31 ^{1/2} "x5 ^{1/2} "	80x80	IB02L882B	IB03L882B	■ 243	1	
 Elemento L Angolare	80x80x6,5 cm 31 ^{1/2} "x31 ^{1/2} "x2 ^{5/8} "	80x80	IB02L882AA	IB03L882AA	■ 337	1	
	80x80x14 cm 31 ^{1/2} "x31 ^{1/2} "x5 ^{1/2} "	80x80	IB02L882BA	IB03L882BA	■ 400	1	
 Bordo L	15x15x80 cm 6"x6"x31 ^{1/2} "	80x80	IB02BR8	IB03BR8	■ 156	2	
 Gocciolatoio Costa Lucida	80x80 cm 31 ^{1/2} "x31 ^{1/2} "	80x80	IB02SG8	IB03SG8	■ 156	2	














Silver Grain 60x120 - 80x80 - 60x60

	DIMENSIONE PEZZO ITEM SIZE	FONDI ABBINATI MATCHING REGULAR TILES	GREY	TAUPE	DARK	PREZZO PRICE	PCS BOX
 Gradone Assemblato	30x60 cm 11 ^{7/8} "x23 ^{1/2} "	60x60	SI03G6A	SI04G6A	SI05G6A	■ 103	3
	40x80 cm 15 ^{3/4} "x31 ^{1/2} "	80x80	SI03G8A	SI04G8A	SI05G8A	■ 162	2
	30x120 cm 11 ^{7/8} "x47 ^{1/4} "	60x120	SI03G5A	SI04G5A	SI05G5A	■ 230	2
 Gradone Angolare Assemblato DX e SX	30x60 cm 11 ^{7/8} "x23 ^{1/2} "	60x60	DX SI03D6A	SI04D6A	SI05D6A	■ 187	3
			SX SI03S6A	SI04S6A	SI05S6A	■ 187	3
	40x80 cm 15 ^{3/4} "x31 ^{1/2} "	80x80	DX SI03D8A	SI04D8A	SI05D8A	■ 275	2
			SX SI03S8A	SI04S8A	SI05S8A	■ 275	2
	30x120 cm 11 ^{7/8} "x47 ^{1/4} "	60x120	DX SI03D5A	SI04D5A	SI05D5A	■ 418	2
			SX SI03S5A	SI04S5A	SI05S5A	■ 418	2
 Angolare Interno Assemblato 45°	30x60 cm 11 ^{7/8} "x23 ^{1/2} "	2 pz 60x60	SI03AI6A	SI04AI6A	SI05AI6A	■ 250	1 set
	40x80 cm 15 ^{3/4} "x31 ^{1/2} "	2 pz 80x80	SI03AI8A	SI04AI8A	SI05AI8A	■ 406	1 set
	30x120 cm 11 ^{7/8} "x47 ^{1/4} "	2 pz 60x120	SI03AI5A	SI04AI5A	SI05AI5A	■ 581	1 set
 Angolare Esterno Assemblato 45°	30x60 cm 11 ^{7/8} "x23 ^{1/2} "	2 pz 60x60	SI03AE6A	SI04AE6A	SI05AE6A	■ 250	1 set
	40x80 cm 15 ^{3/4} "x31 ^{1/2} "	2 pz 80x80	SI03AE8A	SI04AE8A	SI05AE8A	■ 406	1 set
	30x120 cm 11 ^{7/8} "x47 ^{1/4} "	2 pz 60x120	SI03AE5A	SI04AE5A	SI05AE5A	■ 581	1 set
 Alzata con Scurelto	20x60 cm 8"x23 ^{1/2} "	60x60	SI03AL	SI04AL	SI05AL	■ 43	2
	20x80 cm 8"x31 ^{1/2} "	80x80	SI03AL8	SI04AL8	SI05AL8	■ 56	2
	20x120 cm 8"x47 ^{1/4} "	60x120	SI03AL2	SI04AL2	SI05AL2	■ 81	2
 Gradone con Toro	30x60 cm 11 ^{7/8} "x23 ^{1/2} "	60x60	SI03G6R	SI04G6R	SI05G6R	■ 62	3
	40x80 cm 15 ^{3/4} "x31 ^{1/2} "	80x80	SI03G8R	SI04G8R	SI05G8R	■ 106	2
	30x120 cm 11 ^{7/8} "x47 ^{1/4} "	60x120	SI03G5R	SI04G5R	SI05G5R	■ 146	2
			DX SI03D6R	SI04D6R	SI05D6R	■ 100	3
 Gradone Angolare con Toro DX e SX			SX SI03S6R	SI04S6R	SI05S6R	■ 100	3
	40x80 cm 15 ^{3/4} "x31 ^{1/2} "	80x80	DX SI03D8R	SI04D8R	SI05D8R	■ 150	2
			SX SI03S8R	SI04S8R	SI05S8R	■ 150	2
	30x120 cm 11 ^{7/8} "x47 ^{1/4} "	60x120	DX SI03D5R	SI04D5R	SI05D5R	■ 242	2
			SX SI03S5R	SI04S5R	SI05S5R	■ 242	2
			DX SI03D6R	SI04D6R	SI05D6R	■ 100	3
 Angolare Interno con Toro 45°	30x60 cm 11 ^{7/8} "x23 ^{1/2} "	2 pz 60x60	SI03AI6R	SI04AI6R	SI05AI6R	■ 162	1 set
	40x80 cm 15 ^{3/4} "x31 ^{1/2} "	2 pz 80x80	SI03AI8R	SI04AI8R	SI05AI8R	■ 287	1 set
	30x120 cm 11 ^{7/8} "x47 ^{1/4} "	2 pz 60x120	SI03AI5R	SI04AI5R	SI05AI5R	■ 387	1 set
 Angolare Esterno con Toro 45°	30x60 cm 11 ^{7/8} "x23 ^{1/2} "	2 pz 60x60	SI03AE6R	SI04AE6R	SI05AE6R	■ 162	1 set
	40x80 cm 15 ^{3/4} "x31 ^{1/2} "	2 pz 80x80	SI03AE8R	SI04AE8R	SI05AE8R	■ 287	1 set
	30x120 cm 11 ^{7/8} "x47 ^{1/4} "	2 pz 60x120	SI03AE5R	SI04AE5R	SI05AE5R	■ 387	1 set
 Angolare Curvilineo con Toro	60x60 cm 23 ^{1/2} "x23 ^{1/2} " radius 30 cm 11 ^{7/8} "	60x60	SI03AP6R	SI04AP6R	SI05AP6R	■ 306	1
	80x80 cm 31 ^{1/2} "x31 ^{1/2} " radius 40 cm 15 ^{3/4} "	80x80	SI03AP8R	SI04AP8R	SI05AP8R	■ 387	1
 Gradone Costa Lucida	30x60 cm 11 ^{7/8} "x23 ^{1/2} "	60x60	SI03G6S	SI04G6S	SI05G6S	■ 62	3
	40x80 cm 15 ^{3/4} "x31 ^{1/2} "	80x80	SI03G8S	SI04G8S	SI05G8S	■ 62	2
	30x120 cm 11 ^{7/8} "x47 ^{1/4} "	60x120	SI03G5S	SI04G5S	SI05G5S	■ 146	2
 Angolare Interno Costa Lucida 45°	30x60 cm 11 ^{7/8} "x23 ^{1/2} "	2 pz 60x60	SI03AI6S	SI04AI6S	SI05AI6S	■ 162	1 set
	40x80 cm 15 ^{3/4} "x31 ^{1/2} "	2 pz 80x80	SI03AI8S	SI04AI8S	SI05AI8S	■ 287	1 set
	30x120 cm 11 ^{7/8} "x47 ^{1/4} "	2 pz 60x120	SI03AI5S	SI04AI5S	SI05AI5S	■ 387	1 set
 Angolare Esterno Costa Lucida 45°	30x60 cm 11 ^{7/8} "x23 ^{1/2} "	2 pz 60x60	SI03AE6S	SI04AE6S	SI05AE6S	■ 162	1 set
	40x80 cm 15 ^{3/4} "x31 ^{1/2} "	2 pz 80x80	SI03AE8S	SI04AE8S	SI05AE8S	■ 287	1 set
	30x120 cm 11 ^{7/8} "x47 ^{1/4} "	2 pz 60x120	SI03AE5S	SI04AE5S	SI05AE5S	■ 387	1 set

Silver Grain 60x120 - 80x80 - 60x60

	DIMENSIONE PEZZO ITEM SIZE	FONDI ABBINATI MATCHING REGULAR TILES	GREY	TAUPE	DARK	PREZZO PRICE	PCS BOX
 Angolare Curvilineo Costa Lucida	60x60 cm 23 ^{1/2} "x23 ^{1/2} " radius 30 cm 11 ^{7/8} "	60x60	SI03AP6S	SI04AP6S	SI05AP6S	■ 306	1
	80x80 cm 31 ^{1/2} "x31 ^{1/2} " radius 40 cm 15 ^{3/4} "	80x80	SI03AP8S	SI04AP8S	SI05AP8S	■ 387	1
 Canalina	8x14x60 cm 3 ^{1/8} "x5 ^{1/2} "x23 ^{1/2} "	60x60 / 60x120	SI03CA6	SI04CA6	SI05CA6	■ 131	2
	8x16x80 cm 3 ^{1/8} "x6 ^{1/2} "x31 ^{1/2} "	80x80	SI03CA8	SI04CA8	SI05CA8	■ 187	2
 Canalina Angolare	8x14x60 cm 3 ^{1/8} "x5 ^{1/2} "x23 ^{1/2} "	2 pz 60x60 / 60x120	SI03CAA6	SI04CAA6	SI05CAA6	■ 368	1 set
	8x16x80 cm 3 ^{1/8} "x6 ^{1/2} "x31 ^{1/2} "	2 pz 80x80	SI03CAA8	SI04CAA8	SI05CAA8	■ 568	1 set
 Canalina a Bordo Chiuso	8x14x60 cm 3 ^{1/8} "x5 ^{1/2} "x23 ^{1/2} "	60x60 / 60x120	SI03CAC6	SI04CAC6	SI05CAC6	■ 187	1
	8x16x80 cm 3 ^{1/8} "x6 ^{1/2} "x31 ^{1/2} "	80x80	SI03CAC8	SI04CAC8	SI05CAC8	■ 256	1
 Griglia	14x60 cm 5 ^{1/2} "x23 ^{1/2} "	60x60 / 60x120	SI03GG6	SI04GG6	SI05GG6	■ 237	2
	16x80 cm 6 ^{1/2} "x31 ^{1/2} "	80x80	SI03GG8	SI04GG8	SI05GG8	■ 312	2
 Griglia Angolare	14x60 cm 5 ^{1/2} "x23 ^{1/2} "	2 pz 60x60 / 60x120	SI03GGA6	SI04GGA6	SI05GGA6	■ 512	1 set
	16x80 cm 6 ^{1/2} "x31 ^{1/2} "	2 pz 80x80	SI03GGA8	SI04GGA8	SI05GGA8	■ 731	1 set
 Elemento a L	60x60x6,5 cm 23 ^{1/2} "x23 ^{1/2} "x2 ^{5/8} "	60x60	SI03L682A	SI04L682A	SI05L682A	■ 137	1
	60x60x14 cm 23 ^{1/2} "x23 ^{1/2} "x5 ^{1/2} "	60x60	SI03L682B	SI04L682B	SI05L682B	■ 162	1
	80x80x6,5 cm 31 ^{1/2} "x31 ^{1/2} "x2 ^{5/8} "	80x80	SI03L882A	SI04L882A	SI05L882A	■ 212	1
	80x80x14 cm 31 ^{1/2} "x31 ^{1/2} "x5 ^{1/2} "	80x80	SI03L882B	SI04L882B	SI05L882B	■ 243	1
 Elemento a L Lato 120	60x120x6,5 cm 23 ^{1/2} "x47 ^{1/4} "x2 ^{5/8} "	60x120	SI03LBA2A	SI04LBA2A	SI05LBA2A	■ 275	1
	60x120x14 cm 23 ^{1/2} "x47 ^{1/4} "x5 ^{1/2} "	60x120	SI03LBA2B	SI04LBA2B	SI05LBA2B	■ 312	1
 Elemento a L Lato 60	60x120x6,5 cm 23 ^{1/2} "x47 ^{1/4} "x2 ^{5/8} "	60x120	SI03LBA2A6	SI04LBA2A6	SI05LBA2A6	■ 275	1
	60x120x14 cm 23 ^{1/2} "x47 ^{1/4} "x5 ^{1/2} "	60x120	SI03LBA2B6	SI04LBA2B6	SI05LBA2B6	■ 312	1
 Elemento L Angolare	60x60x6,5 cm 23 ^{1/2} "x23 ^{1/2} "x2 ^{5/8} "	60x60	SI03L682AA	SI04L682AA	SI05L682AA	■ 231	1
	60x60x14 cm 23 ^{1/2} "x23 ^{1/2} "x5 ^{1/2} "	60x60	SI03L682BA	SI04L682BA	SI05L682BA	■ 281	1
	80x80x6,5 cm 31 ^{1/2} "x31 ^{1/2} "x2 ^{5/8} "	80x80	SI03L882AA	SI04L882AA	SI05L882AA	■ 337	1
	80x80x14 cm 31 ^{1/2} "x31 ^{1/2} "x5 ^{1/2} "	80x80	SI03L882BA	SI04L882BA	SI05L882BA	■ 400	1
 Elemento L Angolare DX e SX	60x120x6,5 cm 23 ^{1/2} "x47 ^{1/4} "x2 ^{5/8} "	60x120	DX SI03LBA2AD	SI04LBA2AD	SI05LBA2AD	■ 450	1
			SX SI03LBA2AS	SI04LBA2AS	SI05LBA2AS	■ 450	1
	60x120x14 cm 23 ^{1/2} "x47 ^{1/4} "x5 ^{1/2} "	60x120	DX SI03LBA2BD	SI04LBA2BD	SI05LBA2BD	■ 543	1
		SX SI03LBA2BS	SI04LBA2BS	SI05LBA2BS	■ 543	1	
 Bordo L	15x15x60 cm 6"x6"x23 ^{1/2} "	60x60	SI03BR	SI04BR	SI05BR	■ 100	2
	15x15x80 cm 6"x6"x31 ^{1/2} "	80x80	SI03BR8	SI04BR8	SI05BR8	■ 156	2
	20x20x120 cm 8"x8"x47 ^{1/4} "	60x120	SI03BR2	SI04BR2	SI05BR2	■ 231	2
 Gocciolatoio Costa Lucida	30x60 cm 11 ^{7/8} "x23 ^{1/2} "	60x60	SI03SG6	SI04SG6	SI05SG6	■ 75	3
	80x80 cm 31 ^{1/2} "x31 ^{1/2} "	80x80	SI03SG8	SI04SG8	SI05SG8	■ 125	1
	20x120 cm 8"x47 ^{1/4} "	60x120	SI03SG2	SI04SG2	SI05SG2	■ 150	2







Ceppo di Gré 80x80

	DIMENSIONE PEZZO ITEM SIZE	FONDI ABBINATI MATCHING REGULAR TILES	GREY	DARK	PREZZO PRICE	PCS BOX
 Gradone Assemblato	40x80 cm 15 ^{3/4} "x31 ^{1/2} "	80x80	CG01G8A	CG02G8A	■ 162	2
 Gradone Angolare Assemblato DX e SX	40x80 cm 15 ^{3/4} "x31 ^{1/2} "	80x80	DX CG01D8A SX CG01S8A	CG02D8A CG02S8A	■ 275 ■ 275	2 2
 Angolare Interno Assemblato 45°	40x80 cm 15 ^{3/4} "x31 ^{1/2} " 2 pz	80x80	CG01AI8A	CG02AI8A	■ 406	1 set
 Angolare Esterno Assemblato 45°	40x80 cm 15 ^{3/4} "x31 ^{1/2} " 2 pz	80x80	CG01AE8A	CG02AE8A	■ 406	1 set
 Alzata con Scuretto	20x80 cm 8"x31 ^{1/2} "	80x80	CG01AL8	CG02AL8	■ 56	2
 Gradone con Toro	40x80 cm 15 ^{3/4} "x31 ^{1/2} "	80x80	CG01G8R	CG02G8R	■ 106	2
 Gradone Angolare con Toro DX e SX	40x80 cm 15 ^{3/4} "x31 ^{1/2} "	80x80	DX CG01D8R SX CG01S8R	CG02D8R CG02S8R	■ 150 ■ 150	2 2
 Angolare Interno con Toro 45°	40x80 cm 15 ^{3/4} "x31 ^{1/2} " 2 pz	80x80	CG01AI8R	CG02AI8R	■ 287	1 set
 Angolare Esterno con Toro 45°	40x80 cm 15 ^{3/4} "x31 ^{1/2} " 2 pz	80x80	CG01AE8R	CG02AE8R	■ 287	1 set
 Angolare Curvilineo con Toro	80x80 cm 31 ^{1/2} "x31 ^{1/2} " radius 40 cm 15 ^{3/4} "	80x80	CG01AP8R	CG02AP8R	■ 387	1
 Gradone Costa Lucida	40x80 cm 15 ^{3/4} "x31 ^{1/2} "	80x80	CG01G8S	CG02G8S	■ 106	2
 Angolare Interno Costa Lucida 45°	40x80 cm 15 ^{3/4} "x31 ^{1/2} " 2 pz	80x80	CG01AI8S	CG02AI8S	■ 287	1 set
 Angolare Esterno Costa Lucida 45°	40x80 cm 15 ^{3/4} "x31 ^{1/2} " 2 pz	80x80	CG01AE8S	CG02AE8S	■ 287	1 set

Ceppo di Gré 80x80

	DIMENSIONE PEZZO ITEM SIZE	FONDI ABBINATI MATCHING REGULAR TILES	GREY	DARK	PREZZO PRICE	PCS BOX
 Angolare Curvilineo Costa Lucida	80x80 cm 31 ^{1/2} "x31 ^{1/2} " radius 40 cm 15 ^{3/4} "	80x80	CG01AP8S	CG02AP8S	■ 387	1
 Canalina	8x16x80 cm 3 ^{1/8} "x6 ^{1/8} "x31 ^{1/2} "	80x80	CG01CA8	CG02CA8	■ 187	2
 Canalina Angolare	8x16x80 cm 3 ^{1/8} "x6 ^{1/8} "x31 ^{1/2} " 2 pz	80x80	CG01CAA8	CG02CAA8	■ 568	1 set
 Canalina a Bordo Chiuso	8x16x80 cm 3 ^{1/8} "x6 ^{1/8} "x31 ^{1/2} "	80x80	CG01CAC8	CG02CAC8	■ 256	1
 Griglia	16x80 cm 6 ^{1/8} "x31 ^{1/2} "	80x80	CG01GG8	CG02GG8	■ 312	2
 Griglia Angolare	16x80 cm 6 ^{1/8} "x31 ^{1/2} " 2 pz	80x80	CG01GGA8	CG02GGA8	■ 731	1 set
 Elemento a L	80x80x6,5 cm 31 ^{1/2} "x31 ^{1/2} "x2 ^{5/8} " 80x80x14 cm 31 ^{1/2} "x31 ^{1/2} "x5 ^{1/2} "	80x80 80x80	CG01L882A CG01L882B	CG02L882A CG02L882B	■ 212 ■ 243	1 1
 Elemento L Angolare	80x80x6,5 cm 31 ^{1/2} "x31 ^{1/2} "x2 ^{5/8} " 80x80x14 cm 31 ^{1/2} "x31 ^{1/2} "x5 ^{1/2} "	80x80 80x80	CG01L882AA CG01L882BA	CG02L882AA CG02L882BA	■ 337 ■ 400	1 1
 Bordo L	15x15x80 cm 6"x6"x31 ^{1/2} "	80x80	CG01BR8	CG02BR8	■ 156	2
 Gocciolatoio Costa Lucida	80x80 cm 31 ^{1/2} "x31 ^{1/2} "	80x80	CG01SG8	CG02SG8	■ 156	2














Nordic Stone 60x120

	DIMENSIONE PEZZO ITEM SIZE	FONDI ABBINATI MATCHING REGULAR TILES	DANIMARCA	SVEZIA	PREZZO PRICE	PCS BOX
 Gradone Assemblato	30x120 cm 11 ⁷ / ₈ "x47 ¹ / ₄ "	60x120	NT02G5A	NT04G5A	■ 230	2
 Gradone Angolare Assemblato DX e SX	30x120 cm 11 ⁷ / ₈ "x47 ¹ / ₄ "	60x120	DX NT02D5A	NT04D5A	■ 418	2
			SX NT02S5A	NT04S5A	■ 418	2
 Angolare Interno Assemblato 45°	30x120 cm 11 ⁷ / ₈ "x47 ¹ / ₄ " 2 pz	60x120	NT02AI5A	NT04AI5A	■ 581	1 set
 Angolare Esterno Assemblato 45°	30x120 cm 11 ⁷ / ₈ "x47 ¹ / ₄ " 2 pz	60x120	NT02AE5A	NT04AE5A	■ 581	1 set
 Alzata con Scurelto	20x120 cm 8"x47 ¹ / ₄ "	60x120	NT02AL2	NT04AL2	■ 81	2
 Gradone con Toro	30x120 cm 11 ⁷ / ₈ "x47 ¹ / ₄ "	60x120	NT02G5R	NT04G5R	■ 146	2
 Gradone Angolare con Toro DX e SX	30x120 cm 11 ⁷ / ₈ "x47 ¹ / ₄ "	60x120	DX NT02D5R	NT04D5R	■ 242	2
			SX NT02S5R	NT04S5R	■ 242	2
 Angolare Interno con Toro 45°	30x120 cm 11 ⁷ / ₈ "x47 ¹ / ₄ " 2 pz	60x120	NT02AI5R	NT04AI5R	■ 387	1 set
 Angolare Esterno con Toro 45°	30x120 cm 11 ⁷ / ₈ "x47 ¹ / ₄ " 2 pz	60x120	NT02AE5R	NT04AE5R	■ 387	1 set
 Gradone Costa Lucida	30x120 cm 11 ⁷ / ₈ "x47 ¹ / ₄ "	60x120	NT02G5S	NT04G5S	■ 146	2
 Angolare Interno Costa Lucida 45°	30x120 cm 11 ⁷ / ₈ "x47 ¹ / ₄ " 2 pz	60x120	NT02AI5S	NT04AI5S	■ 387	1 set
 Angolare Esterno Costa Lucida 45°	30x120 cm 11 ⁷ / ₈ "x47 ¹ / ₄ " 2 pz	60x120	NT02AE5S	NT04AE5S	■ 387	1 set














Nordic Stone 60x120

	DIMENSIONE PEZZO ITEM SIZE	FONDI ABBINATI MATCHING REGULAR TILES	DANIMARCA	SVEZIA	PREZZO PRICE	PCS BOX
 Canalina	8x14x60 cm 3 ¹ / ₈ "x5 ¹ / ₂ "x23 ¹ / ₂ "	60x120	NT02CA6	NT04CA6	■ 131	2
 Canalina Angolare	8x14x60 cm 3 ¹ / ₈ "x5 ¹ / ₂ "x23 ¹ / ₂ " 2 pz	60x120	NT02CAA6	NT04CAA6	■ 368	1 set
			NT02CAC6	NT04CAC6	■ 187	1
 Canalina a Bordo Chiuso	8x14x60 cm 3 ¹ / ₈ "x5 ¹ / ₂ "x23 ¹ / ₂ "	60x120	NT02CAC6	NT04CAC6	■ 187	1
 Griglia	14x60 cm 5 ¹ / ₂ "x23 ¹ / ₂ "	60x120	NT02GG6	NT04GG6	■ 237	2
 Griglia Angolare	14x60 cm 5 ¹ / ₂ "x23 ¹ / ₂ " 2 pz	60x120	NT02GGA6	NT04GGA6	■ 512	1 set
			NT02LBA2A	NT04LBA2A	■ 275	1
 Elemento a L Lato 120	60x120x6,5 cm 23 ¹ / ₂ "x47 ¹ / ₄ "x2 ⁵ / ₈ "	60x120	NT02LBA2A	NT04LBA2A	■ 275	1
	60x120x14 cm 23 ¹ / ₂ "x47 ¹ / ₄ "x5 ¹ / ₂ "	60x120	NT02LBA2B	NT04LBA2B	■ 312	1
 Elemento a L Lato 60	60x120x6,5 cm 23 ¹ / ₂ "x47 ¹ / ₄ "x2 ⁵ / ₈ "	60x120	NT02LBA2A6	NT04LBA2A6	■ 275	1
	60x120x14 cm 23 ¹ / ₂ "x47 ¹ / ₄ "x5 ¹ / ₂ "	60x120	NT02LBA2B6	NT04LBA2B6	■ 312	1
 Elemento L Angolare DX e SX	60x120x6,5 cm 23 ¹ / ₂ "x47 ¹ / ₄ "x2 ⁵ / ₈ "	60x120	DX NT02LBA2AD	NT04LBA2AD	■ 450	1
			SX NT02LBA2AS	NT04LBA2AS	■ 450	1
			DX NT02LBA2BD	NT04LBA2BD	■ 543	1
			SX NT02LBA2BS	NT04LBA2BS	■ 543	1
 Bordo L	20x20x120 cm 8"x8"x47 ¹ / ₄ "	60x120	NT02BR2	NT04BR2	■ 231	2
 Gocciolatoio Costa Lucida	20x120 cm 8"x47 ¹ / ₄ "	60x120	NT02SG2	NT04SG2	■ 150	2












Shale 60x120 - 60x60

	DIMENSIONE PEZZO ITEM SIZE	FONDI ABBINATI MATCHING REGULAR TILES	SAND	GREIGE	TAUPE	PREZZO PRICE	PCS BOX	
	30x60 cm 11 ⁷⁸ °x23 ¹² °	60x60	SL02G6A	SL03G6A	SL06G6A	■ 103	3	
	30x120 cm 11 ⁷⁸ °x47 ¹⁴ °	60x120	SL02G5A	SL03G5A	SL06G5A	■ 230	2	
	30x60 cm 11 ⁷⁸ °x23 ¹² °	60x60	DX SL02D6A	SL03D6A	SL06D6A	■ 187	3	
			SX SL02S6A	SL03S6A	SL06S6A	■ 187	3	
	30x120 cm 11 ⁷⁸ °x47 ¹⁴ °	60x120	DX SL02D5A	SL03D5A	SL06D5A	■ 418	2	
			SX SL02S5A	SL03S5A	SL06S5A	■ 418	2	
	30x60 cm 11 ⁷⁸ °x23 ¹² °	2 pz	60x60	SL02AI6A	SL03AI6A	SL06AI6A	■ 250	1 set
	30x120 cm 11 ⁷⁸ °x47 ¹⁴ °	2 pz	60x120	SL02AI5A	SL03AI5A	SL06AI5A	■ 581	1 set
	30x60 cm 11 ⁷⁸ °x23 ¹² °	2 pz	60x60	SL02AE6A	SL03AE6A	SL06AE6A	■ 250	1 set
	30x120 cm 11 ⁷⁸ °x47 ¹⁴ °	2 pz	60x120	SL02AE5A	SL03AE5A	SL06AE5A	■ 581	1 set
	20x60 cm 8°x23 ¹² °	60x60	SL02AL	SL03AL	SL06AL	■ 43	2	
	20x120 cm 8°x47 ¹⁴ °	60x120	SL02AL2	SL03AL2	SL06AL2	■ 81	2	
	30x60 cm 11 ⁷⁸ °x23 ¹² °	60x60	SL02G6R	SL03G6R	SL06G6R	■ 62	3	
	30x120 cm 11 ⁷⁸ °x47 ¹⁴ °	60x120	SL02G5R	SL03G5R	SL06G5R	■ 146	2	
	30x60 cm 11 ⁷⁸ °x23 ¹² °	60x60	DX SL02D6R	SL03D6R	SL06D6R	■ 100	3	
			SX SL02S6R	SL03S6R	SL06S6R	■ 100	3	
	30x120 cm 11 ⁷⁸ °x47 ¹⁴ °	60x120	DX SL02D5R	SL03D5R	SL06D5R	■ 242	2	
			SX SL02S5R	SL03S5R	SL06S5R	■ 242	2	
	30x60 cm 11 ⁷⁸ °x23 ¹² °	2 pz	60x60	SL02AI6R	SL03AI6R	SL06AI6R	■ 162	1 set
	30x120 cm 11 ⁷⁸ °x47 ¹⁴ °	2 pz	60x120	SL02AI5R	SL03AI5R	SL06AI5R	■ 387	1 set
	30x60 cm 11 ⁷⁸ °x23 ¹² °	2 pz	60x60	SL02AE6R	SL03AE6R	SL06AE6R	■ 162	1 set
	30x120 cm 11 ⁷⁸ °x47 ¹⁴ °	2 pz	60x120	SL02AE5R	SL03AE5R	SL06AE5R	■ 387	1 set
	60x60 cm 23 ¹² °x23 ¹² ° radius 30 cm 11 ⁷⁸ °	60x60	SL02AP6R	SL03AP6R	SL06AP6R	■ 306	1	
	30x60 cm 11 ⁷⁸ °x23 ¹² °	60x60	SL02G6S	SL03G6S	SL06G6S	■ 62	3	
	30x120 cm 11 ⁷⁸ °x47 ¹⁴ °	60x120	SL02G5S	SL03G5S	SL06G5S	■ 146	2	
	30x60 cm 11 ⁷⁸ °x23 ¹² °	2 pz	60x60	SL02AI6S	SL03AI6S	SL06AI6S	■ 162	1 set
	30x120 cm 11 ⁷⁸ °x47 ¹⁴ °	2 pz	60x120	SL02AI5S	SL03AI5S	SL06AI5S	■ 387	1 set
	30x60 cm 11 ⁷⁸ °x23 ¹² °	2 pz	60x60	SL02AE6S	SL03AE6S	SL06AE6S	■ 387	1 set
	30x120 cm 11 ⁷⁸ °x47 ¹⁴ °	2 pz	60x120	SL02AE5S	SL03AE5S	SL06AE5S	■ 387	1 set





Shale 60x120 - 60x60

	DIMENSIONE PEZZO ITEM SIZE	FONDI ABBINATI MATCHING REGULAR TILES	SAND	GREIGE	TAUPE	PREZZO PRICE	PCS BOX	
	60x60 cm 23 ¹² °x23 ¹² ° radius 30 cm 11 ⁷⁸ °	60x60	SL02AP6S	SL03AP6S	SL06AP6S	■ 306	1	
	8x14x60 cm 3 ¹⁸ °x5 ¹² °x23 ¹² °	60x60 / 60x120	SL02CA6	SL03CA6	SL06CA6	■ 131	2	
	8x14x60 cm 3 ¹⁸ °x5 ¹² °x23 ¹² °	2 pz	60x60 / 60x120	SL02CAA6	SL03CAA6	SL06CAA6	■ 368	1 set
	8x14x60 cm 3 ¹⁸ °x5 ¹² °x23 ¹² °	60x60 / 60x120	SL02CAC6	SL03CAC6	SL06CAC6	■ 187	1	
	14x60 cm 5 ¹² °x23 ¹² °	60x60 / 60x120	SL02GG6	SL03GG6	SL06GG6	■ 237	2	
	14x60 cm 5 ¹² °x23 ¹² °	2 pz	60x60 / 60x120	SL02GGA6	SL03GGA6	SL06GGA6	■ 512	1 set
	60x60x6,5 cm 23 ¹² °x23 ¹² °x2 ⁵⁸ °	60x60	SL02L682A	SL03L682A	SL06L682A	■ 137	1	
	60x60x14 cm 23 ¹² °x23 ¹² °x5 ¹² °	60x60	SL02L682B	SL03L682B	SL06L682B	■ 162	1	
	60x120x6,5 cm 23 ¹² °x47 ¹⁴ °x2 ⁵⁸ °	60x120	SL02LBA2A	SL03LBA2A	SL06LBA2A	■ 275	1	
	60x120x14 cm 23 ¹² °x47 ¹⁴ °x5 ¹² °	60x120	SL02LBA2B	SL03LBA2B	SL06LBA2B	■ 312	1	
	60x120x6,5 cm 23 ¹² °x47 ¹⁴ °x2 ⁵⁸ °	60x120	SL02LBA2A6	SL03LBA2A6	SL06LBA2A6	■ 275	1	
	60x120x14 cm 23 ¹² °x47 ¹⁴ °x5 ¹² °	60x120	SL02LBA2B6	SL03LBA2B6	SL06LBA2B6	■ 312	1	
	60x60x6,5 cm 23 ¹² °x23 ¹² °x2 ⁵⁸ °	60x60	SL02L682AA	SL03L682AA	SL06L682AA	■ 231	1	
	60x60x14 cm 23 ¹² °x23 ¹² °x5 ¹² °	60x60	SL02L682BA	SL03L682BA	SL06L682BA	■ 281	1	
	60x120x6,5 cm 23 ¹² °x47 ¹⁴ °x2 ⁵⁸ °	60x120	DX SL02LBA2AD	SL03LBA2AD	SL06LBA2AD	■ 450	1	
			SX SL02LBA2AS	SL03LBA2AS	SL06LBA2AS	■ 450	1	
	60x120x14 cm 23 ¹² °x47 ¹⁴ °x5 ¹² °	60x120	DX SL02LBA2BD	SL03LBA2BD	SL06LBA2BD	■ 543	1	
			SX SL02LBA2BS	SL03LBA2BS	SL06LBA2BS	■ 543	1	
	15x15x60 cm 6°x6°x23 ¹² °	60x60	SL02BR	SL03BR	SL06BR	■ 100	2	
	20x20x120 cm 8°x8°x47 ¹⁴ °	60x120	SL02BR2	SL03BR2	SL06BR2	■ 231	2	
	30x60 cm 11 ⁷⁸ °x23 ¹² °	60x60	SL02SG6	SL03SG6	SL06SG6	■ 75	3	
	20x120 cm 8°x47 ¹⁴ °	60x120	SL02SG2	SL03SG2	SL06SG2	■ 150	2	


Stone Plan 40x120

	DIMENSIONE PEZZO ITEM SIZE	FONDI ABBINATI MATCHING REGULAR TILES	VALS BIANCA	LAVAGNA GRIGIA	LUSERNA GRIGIA	PREZZO PRICE	PCS BOX
 Gradone Assemblato	40x120 cm 15 ^{3/4} x47 ^{1/4} "	40x120	SP01G2A	SP05G2A	SP03G2A	■ 242	1
 Gradone Angolare Assemblato DX e SX	40x120 cm 15 ^{3/4} x47 ^{1/4} "	40x120	DX SP01D2A	SP05D2A	SP03D2A	■ 418	1
			SX SP01S2A	SP05S2A	SP03S2A	■ 418	1
 Angolare Interno Assemblato 45°	40x120 cm 15 ^{3/4} x47 ^{1/4} " 2 pz	40x120	SP01AI2A	SP05AI2A	SP03AI2A	■ 600	1 set
 Angolare Esterno Assemblato 45°	40x120 cm 15 ^{3/4} x47 ^{1/4} " 2 pz	40x120	SP01AE2A	SP05AE2A	SP03AE2A	■ 600	1 set
 Alzata con Scuretto	20x120 cm 8"x47 ^{1/4} "	40x120	SP01AL2	SP05AL2	SP03AL2	■ 81	2
 Gradone con Toro	40x120 cm 15 ^{3/4} x47 ^{1/4} "	40x120	SP01G2R	SP05G2R	SP03G2R	■ 156	1
 Gradone Angolare con Toro DX e SX	40x120 cm 15 ^{3/4} x47 ^{1/4} "	40x120	DX SP01D2R	SP05D2R	SP03D2R	■ 243	1
			SX SP01S2R	SP05S2R	SP03S2R	■ 243	1
 Angolare Interno con Toro 45°	40x120 cm 15 ^{3/4} x47 ^{1/4} " 2 pz	40x120	SP01AI2R	SP05AI2R	SP03AI2R	■ 406	1 set
 Angolare Esterno con Toro 45°	40x120 cm 15 ^{3/4} x47 ^{1/4} " 2 pz	40x120	SP01AE2R	SP05AE2R	SP03AE2R	■ 406	1 set
 Gradone Costa Lucida	40x120 cm 15 ^{3/4} x47 ^{1/4} "	40x120	SP01G2S	SP05G2S	SP03G2S	■ 156	2
 Angolare Interno Costa Lucida 45°	40x120 cm 15 ^{3/4} x47 ^{1/4} " 2 pz	40x120	SP01AI2S	SP05AI2S	SP03AI2S	■ 406	1 set
 Angolare Esterno Costa Lucida 45°	40x120 cm 15 ^{3/4} x47 ^{1/4} " 2 pz	40x120	SP01AE2S	SP05AE2S	SP03AE2S	■ 406	1 set






Stone Plan 40x120

	DIMENSIONE PEZZO ITEM SIZE	FONDI ABBINATI MATCHING REGULAR TILES	VALS BIANCA	LAVAGNA GRIGIA	LUSERNA GRIGIA	PREZZO PRICE	PCS BOX
 Canalina	8x14x60 cm 3 ^{1/8} x5 ^{1/2} x23 ^{1/2} "	40x120	SP01CA6	SP05CA6	SP03CA6	■ 131	2
 Canalina Angolare	8x14x60 cm 3 ^{1/8} x5 ^{1/2} x23 ^{1/2} " 2 pz	40x120	SP01CAA6	SP05CAA6	SP03CAA6	■ 386	1 set
			SP01CAC6	SP05CAC6	SP03CAC6	■ 187	1
 Canalina a Bordo Chiuso	8x14x60 cm 3 ^{1/8} x5 ^{1/2} x23 ^{1/2} "	40x120	SP01CAC6	SP05CAC6	SP03CAC6	■ 187	1
 Griglia	14x60 cm 5 ^{1/2} x23 ^{1/2} "	40x120	SP01GG6	SP05GG6	SP03GG6	■ 237	2
 Griglia Angolare	14x60 cm 5 ^{1/2} x23 ^{1/2} " 2 pz	40x120	SP01GGA6	SP05GGA6	SP03GGA6	■ 512	1 set
			SP01LCA2A	SP05LCA2A	SP03LCA2A	■ 225	1
 Elemento a L Lato 120	40x120x6,5 cm 15 ^{3/4} x47 ^{1/4} x2 ^{5/8} "	40x120	SP01LCA2A	SP05LCA2A	SP03LCA2A	■ 225	1
	40x120x14 cm 15 ^{3/4} x47 ^{1/4} x5 ^{1/2} "	40x120	SP01LCA2B	SP05LCA2B	SP03LCA2B	■ 275	1
 Elemento a L Lato 40	40x120x6,5 cm 15 ^{3/4} x47 ^{1/4} x2 ^{5/8} "	40x120	SP01LCA2A4	SP05LCA2A4	SP03LCA2A4	■ 225	1
	40x120x14 cm 15 ^{3/4} x47 ^{1/4} x5 ^{1/2} "	40x120	SP01LCA2B4	SP05LCA2B4	SP03LCA2B4	■ 275	1
 Elemento L Angolare DX e SX	40x120x6,5 cm 15 ^{3/4} x47 ^{1/4} x2 ^{5/8} "	40x120	DX SP01LCA2AD	SP05LCA2AD	SP03LCA2AD	■ 388	1
			SX SP01LCA2AS	SP05LCA2AS	SP03LCA2AS	■ 388	1
			DX SP01LCA2BD	SP05LCA2BD	SP03LCA2BD	■ 494	1
			SX SP01LCA2BS	SP05LCA2BS	SP03LCA2BS	■ 494	1
 Bordo L	20x20x120 cm 8"x8"x47 ^{1/4} "	40x120	SP01BR2	SP05BR2	SP03BR2	■ 231	2
 Gocciolatoio Costa Lucida	20x120 cm 8"x47 ^{1/4} "	40x120	SP01SG2	SP05SG2	SP03SG2	■ 150	2














Up_Stone 40x120

	DIMENSIONE PEZZO ITEM SIZE	FONDI ABBINATI MATCHING REGULAR TILES	UP_BEIGE	UP_CLOUD	PREZZO PRICE	PCS BOX
 Gradone Assemblato	40x120 cm 15 ^{3/4} x47 ^{1/4} "	40x120	UP02G2A	UP03G2A	■ 242	1
 Gradone Angolare Assemblato DX e SX	40x120 cm 15 ^{3/4} x47 ^{1/4} "	40x120	DX UP02D2A	UP03D2A	■ 418	1
			SX UP02S2A	UP03S2A	■ 418	1
 Angolare Interno Assemblato 45°	40x120 cm 15 ^{3/4} x47 ^{1/4} " 2 pz	40x120	UP02AI2A	UP03AI2A	■ 600	1 set
 Angolare Esterno Assemblato 45°	40x120 cm 15 ^{3/4} x47 ^{1/4} " 2 pz	40x120	UP02AE2A	UP03AE2A	■ 600	1 set
 Alzata con Scurelto	20x120 cm 8"x47 ^{1/4} "	40x120	UP02AL2	UP03AL2	■ 81	2
 Gradone con Toro	40x120 cm 15 ^{3/4} x47 ^{1/4} "	40x120	UP02G2R	UP03G2R	■ 125	1
 Gradone Angolare con Toro DX e SX	40x120 cm 15 ^{3/4} x47 ^{1/4} "	40x120	DX UP02D2R	UP03D2R	■ 243	1
			SX UP02S2R	UP03S2R	■ 243	1
 Angolare Interno con Toro 45°	40x120 cm 15 ^{3/4} x47 ^{1/4} " 2 pz	40x120	UP02AI2R	UP03AI2R	■ 406	1 set
 Angolare Esterno con Toro 45°	40x120 cm 15 ^{3/4} x47 ^{1/4} " 2 pz	40x120	UP02AE2R	UP03AE2R	■ 406	1 set
 Gradone Costa Lucida	40x120 cm 15 ^{3/4} x47 ^{1/4} "	40x120	UP02G2S	UP03G2S	■ 156	2
 Angolare Interno Costa Lucida 45°	40x120 cm 15 ^{3/4} x47 ^{1/4} " 2 pz	40x120	UP02AI2S	UP03AI2S	■ 406	1 set
 Angolare Esterno Costa Lucida 45°	40x120 cm 15 ^{3/4} x47 ^{1/4} " 2 pz	40x120	UP02AE2S	UP03AE2S	■ 406	1 set














Up_Stone 40x120

	DIMENSIONE PEZZO ITEM SIZE	FONDI ABBINATI MATCHING REGULAR TILES	UP_BEIGE	UP_CLOUD	PREZZO PRICE	PCS BOX
 Canalina	8x14x60 cm 3 ^{1/8} x5 ^{1/2} x23 ^{1/2} "	40x120	UP02CA6	UP03CA6	■ 105	2
 Canalina Angolare	8x14x60 cm 3 ^{1/8} x5 ^{1/2} x23 ^{1/2} " 2 pz	40x120	UP02CAA6	UP03CAA6	■ 368	1 set
			UP02CAC6	UP03CAC6	■ 187	1
 Canalina a Bordo Chiuso	8x14x60 cm 3 ^{1/8} x5 ^{1/2} x23 ^{1/2} "	40x120	UP02CAC6	UP03CAC6	■ 187	1
 Griglia	14x60 cm 5 ^{1/2} x23 ^{1/2} "	40x120	UP02GG6	UP03GG6	■ 237	2
 Griglia Angolare	14x60 cm 5 ^{1/2} x23 ^{1/2} " 2 pz	40x120	UP02GGA6	UP03GGA6	■ 512	1 set
			UP02LCA2A	UP03LCA2A	■ 225	1
 Elemento a L Lato 120	40x120x6,5 cm 15 ^{3/4} x47 ^{1/4} x2 ^{5/8} "	40x120	UP02LCA2A	UP03LCA2A	■ 225	1
	40x120x14 cm 15 ^{3/4} x47 ^{1/4} x5 ^{1/2} "	40x120	UP02LCA2B	UP03LCA2B	■ 275	1
 Elemento a L Lato 40	40x120x6,5 cm 15 ^{3/4} x47 ^{1/4} x2 ^{5/8} "	40x120	UP02LCA2A4	UP03LCA2A4	■ 225	1
	40x120x14 cm 15 ^{3/4} x47 ^{1/4} x5 ^{1/2} "	40x120	UP02LCA2B4	UP03LCA2B4	■ 275	1
 Elemento L Angolare DX e SX	40x120x6,5 cm 15 ^{3/4} x47 ^{1/4} x2 ^{5/8} "	40x120	DX UP02LCA2AD	UP03LCA2AD	■ 388	1
			SX UP02LCA2AS	UP03LCA2AS	■ 388	1
			DX UP02LCA2BD	UP03LCA2BD	■ 494	1
			SX UP02LCA2BS	UP03LCA2BS	■ 494	1
 Bordo L	20x20x120 cm 8"x8"x47 ^{1/4} "	40x120	UP02BR2	UP03BR2	■ 231	2
 Gocciolatoio Costa Lucida	20x120 cm 8"x47 ^{1/4} "	40x120	UP02SG2	UP03SG2	■ 150	2













Stone Mix 60x120 - 60x60

	DIMENSIONE PEZZO ITEM SIZE	FONDI ABBINATI MATCHING REGULAR TILES	QUARZITE GREY	PREZZO PRICE	PCS BOX
 Gradone Assemblato	30x60 cm 11 ^{7/8} "x23 ^{1/2} "	60x60	TX04G6A	■ 103	3
	30x120 cm 11 ^{7/8} "x47 ^{1/4} "	60x120	TX04G5A	■ 230	2
 Gradone Angolare Assemblato DX e SX	30x60 cm 11 ^{7/8} "x23 ^{1/2} "	60x60	DX TX04D6A	■ 187	3
			SX TX04S6A	■ 187	3
	30x120 cm 11 ^{7/8} "x47 ^{1/4} "	60x120	DX TX04D5A	■ 418	2
			SX TX04S5A	■ 418	2
 Angolare Interno Assemblato 45°	30x60 cm 11 ^{7/8} "x23 ^{1/2} " 2 pz	60x60	TX04AI6A	■ 250	1 set
	30x120 cm 11 ^{7/8} "x47 ^{1/4} " 2 pz	60x120	TX04AI5A	■ 581	1 set
 Angolare Esterno Assemblato 45°	30x60 cm 11 ^{7/8} "x23 ^{1/2} " 2 pz	60x60	TX04AE6A	■ 250	1 set
	30x120 cm 11 ^{7/8} "x47 ^{1/4} " 2 pz	60x120	TX04AE5A	■ 581	1 set
 Alzata con Scurelto	20x60 cm 8"x23 ^{1/2} "	60x60	TX04AL	■ 43	2
	20x120 cm 8"x47 ^{1/4} "	60x120	TX04AL2	■ 81	2
 Gradone con Toro	30x60 cm 11 ^{7/8} "x23 ^{1/2} "	60x60	TX04G6R	■ 62	3
	30x120 cm 11 ^{7/8} "x47 ^{1/4} "	60x120	TX04G5R	■ 146	2
 Gradone Angolare con Toro DX e SX	30x60 cm 11 ^{7/8} "x23 ^{1/2} "	60x60	DX TX04D6R	■ 100	3
			SX TX04S6R	■ 100	3
	30x120 cm 11 ^{7/8} "x47 ^{1/4} "	60x120	DX TX04D5R	■ 242	2
			SX TX04S5R	■ 242	2
 Angolare Interno con Toro 45°	30x60 cm 11 ^{7/8} "x23 ^{1/2} " 2 pz	60x60	TX04AI6R	■ 162	1 set
	30x120 cm 11 ^{7/8} "x47 ^{1/4} " 2 pz	60x120	TX04AI5R	■ 387	1 set
 Angolare Esterno con Toro 45°	30x60 cm 11 ^{7/8} "x23 ^{1/2} " 2 pz	60x60	TX04AE6R	■ 162	1 set
	30x120 cm 11 ^{7/8} "x47 ^{1/4} " 2 pz	60x120	TX04AE5R	■ 387	1 set
 Angolare Curvilineo con Toro	60x60 cm 23 ^{1/2} "x23 ^{1/2} " radius 30 cm 11 ^{7/8} "	60x60	TX04AP6R	■ 306	1
 Gradone Costa Lucida	30x60 cm 11 ^{7/8} "x23 ^{1/2} "	60x60	TX04G6S	■ 62	3
	30x120 cm 11 ^{7/8} "x47 ^{1/4} "	60x120	TX04G5S	■ 146	2
 Angolare Interno Costa Lucida 45°	30x60 cm 11 ^{7/8} "x23 ^{1/2} " 2 pz	60x60	TX04AI6S	■ 162	1 set
	30x120 cm 11 ^{7/8} "x47 ^{1/4} " 2 pz	60x120	TX04AI5S	■ 387	1 set
 Angolare Esterno Costa Lucida 45°	30x60 cm 11 ^{7/8} "x23 ^{1/2} " 2 pz	60x60	TX04AE6S	■ 162	1 set
	30x120 cm 11 ^{7/8} "x47 ^{1/4} " 2 pz	60x120	TX04AE5S	■ 387	1 set






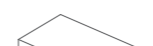
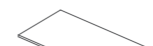
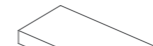


Stone Mix 60x120 - 60x60

	DIMENSIONE PEZZO ITEM SIZE	FONDI ABBINATI MATCHING REGULAR TILES	QUARZITE GREY	PREZZO PRICE	PCS BOX
 Angolare Curvilineo Costa Lucida	60x60 cm 23 ^{1/2} "x23 ^{1/2} " radius 30 cm 11 ^{7/8} "	60x60	TX04AP6S	■ 306	1
 Canalina	8x14x60 cm 3 ^{1/8} "x5 ^{1/2} "x23 ^{1/2} "	60x60 / 60x120	TX04CA6	■ 131	2
 Canalina Angolare	8x14x60 cm 3 ^{1/8} "x5 ^{1/2} "x23 ^{1/2} " 2 pz	60x60 / 60x120	TX04CAA6	■ 368	1 set
 Canalina a Bordo Chiuso	8x14x60 cm 3 ^{1/8} "x5 ^{1/2} "x23 ^{1/2} "	60x60 / 60x120	TX04CAC6	■ 187	1
 Griglia	14x60 cm 5 ^{1/2} "x23 ^{1/2} "	60x60 / 60x120	TX04GG6	■ 237	2
 Griglia Angolare	14x60 cm 5 ^{1/2} "x23 ^{1/2} " 2 pz	60x60 / 60x120	TX04GGA6	■ 512	1 set
 Elemento a L	60x60x6,5 cm 23 ^{1/2} "x23 ^{1/2} "x2 ^{5/8} "	60x60	TX04L682A	■ 137	1
	60x60x14 cm 23 ^{1/2} "x23 ^{1/2} "x5 ^{1/2} "	60x60	TX04L682B	■ 162	1
 Elemento a L Lato 120	60x120x6,5 cm 23 ^{1/2} "x47 ^{1/4} "x2 ^{5/8} "	60x120	TX04LBA2A	■ 275	1
	60x120x14 cm 23 ^{1/2} "x47 ^{1/4} "x5 ^{1/2} "	60x120	TX04LBA2B	■ 312	1
 Elemento a L Lato 60	60x120x6,5 cm 23 ^{1/2} "x47 ^{1/4} "x2 ^{5/8} "	60x120	TX04LBA2A6	■ 275	1
	60x120x14 cm 23 ^{1/2} "x47 ^{1/4} "x5 ^{1/2} "	60x120	TX04LBA2B6	■ 312	1
 Elemento L Angolare	60x60x6,5 cm 23 ^{1/2} "x23 ^{1/2} "x2 ^{5/8} "	60x60	TX04L682AA	■ 231	1
	60x60x14 cm 23 ^{1/2} "x23 ^{1/2} "x5 ^{1/2} "	60x60	TX04L682BA	■ 281	1
 Elemento L Angolare DX e SX	60x120x6,5 cm 23 ^{1/2} "x47 ^{1/4} "x2 ^{5/8} "	60x120	DX TX04LBA2AD	■ 450	1
			SX TX04LBA2AS	■ 450	1
	60x120x14 cm 23 ^{1/2} "x47 ^{1/4} "x5 ^{1/2} "	60x120	DX TX04LBA2BD	■ 543	1
			SX TX04LBA2BS	■ 543	1
 Bordo L	15x15x60 cm 6"x6"x23 ^{1/2} "	60x60	TX04BR	■ 100	2
	20x20x120 cm 8"x8"x47 ^{1/4} "	60x120	TX04BR2	■ 231	2
 Gocciolatoio Costa Lucida	30x60 cm 11 ^{7/8} "x23 ^{1/2} "	60x60	TX04SG6	■ 75	3
	20x120 cm 8"x47 ^{1/4} "	60x120	TX04SG2	■ 150	2












Stone Age 60x120

	DIMENSIONE PEZZO ITEM SIZE	FONDI ABBINATI MATCHING REGULAR TILES	CHIANCA	PREZZO PRICE	PCS BOX
 Gradone Assemblato	30x120 cm 1 1/8"x47 1/4"	60x120	SG01G5A	■ 230	2
 Gradone Angolare Assemblato DX e SX	30x120 cm 1 1/8"x47 1/4"	60x120	DX SG01D5A SX SG01S5A	■ 418 ■ 418	2 2
 Angolare Interno Assemblato 45°	30x120 cm 1 1/8"x47 1/4" 2 pz	60x120	SG01AI5A	■ 581	1 set
 Angolare Esterno Assemblato 45°	30x120 cm 1 1/8"x47 1/4" 2 pz	60x120	SG01AE5A	■ 581	1 set
 Alzata con Scurelto	20x120 cm 8"x47 1/4"	60x120	SG01AL2	■ 81	2
 Gradone con Toro	30x120 cm 1 1/8"x47 1/4"	60x120	SG01G5R	■ 146	2
 Gradone Angolare con Toro DX e SX	30x120 cm 1 1/8"x47 1/4"	60x120	DX SG01D5R SX SG01S5R	■ 242 ■ 242	2 2
 Angolare Interno con Toro 45°	30x120 cm 1 1/8"x47 1/4" 2 pz	60x120	SG01AI5R	■ 387	1 set
 Angolare Esterno con Toro 45°	30x120 cm 1 1/8"x47 1/4" 2 pz	60x120	SG01AE5R	■ 387	1 set
 Gradone Costa Lucida	30x120 cm 1 1/8"x47 1/4"	60x120	SG01G5S	■ 146	2
 Angolare Interno Costa Lucida 45°	30x120 cm 1 1/8"x47 1/4" 2 pz	60x120	SG01AI5S	■ 387	1 set
 Angolare Esterno Costa Lucida 45°	30x120 cm 1 1/8"x47 1/4" 2 pz	60x120	SG01AE5S	■ 387	1 set

Stone Age 60x120

	DIMENSIONE PEZZO ITEM SIZE	FONDI ABBINATI MATCHING REGULAR TILES	CHIANCA	PREZZO PRICE	PCS BOX
 Canalina	8x14x60 cm 3 1/8"x5 1/2"x23 1/2"	60x120	SG01CA6	■ 131	2
 Canalina Angolare	8x14x60 cm 3 1/8"x5 1/2"x23 1/2" 2 pz	60x120	SG01CAA6	■ 368	1 set
 Canalina a Bordo Chiuso	8x14x60 cm 3 1/8"x5 1/2"x23 1/2"	60x120	SG01CAC6	■ 187	1
 Griglia	14x60 cm 5 1/2"x23 1/2"	60x120	SG01GG6	■ 237	2
 Griglia Angolare	14x60 cm 5 1/2"x23 1/2" 2 pz	60x120	SG01GGA6	■ 512	1 set
 Elemento a L Lato 120	60x120x6,5 cm 23 1/2"x47 1/4"x2 5/8" 60x120x14 cm 23 1/2"x47 1/4"x5 1/2"	60x120 60x120	SG01LBA2A SG01LBA2B	■ 257 ■ 312	1 1
 Elemento a L Lato 60	60x120x6,5 cm 23 1/2"x47 1/4"x2 5/8" 60x120x14 cm 23 1/2"x47 1/4"x5 1/2"	60x120 60x120	SG01LBA2A6 SG01LBA2B6	■ 257 ■ 312	1 1
 Elemento L Angolare DX e SX	60x120x6,5 cm 23 1/2"x47 1/4"x2 5/8" 60x120x14 cm 23 1/2"x47 1/4"x5 1/2"	60x120 60x120	DX SG01LBA2AD SX SG01LBA2AS DX SG01LBA2BD SX SG01LBA2BS	■ 450 ■ 450 ■ 543 ■ 543	1 1 1 1
 Bordo L	20x20x120 cm 8"x8"x47 1/4"	60x120	SG01BR2	■ 231	2
 Gocciolatoio Costa Lucida	20x120 cm 8"x47 1/4"	60x120	SG01SG2	■ 150	2














Mineral D 60x60

	DIMENSIONE PEZZO ITEM SIZE	FONDI ABBINATI MATCHING REGULAR TILES	ZOLFO	GALENA	PREZZO PRICE	PCS BOX
 Gradone Assemblato	30x60 cm 1178"x2312"	60x60	MD02G6A	MD04G6A	■ 103	3
 Gradone Angolare Assemblato DX e SX	30x60 cm 1178"x2312"	60x60	DX MD02D6A	MD04D6A	■ 187	3
			SX MD02S6A	MD04S6A	■ 187	3
 Angolare Interno Assemblato 45°	30x60 cm 1178"x2312" 2 pz	60x60	MD02AI6A	MD04AI6A	■ 250	1 set
 Angolare Esterno Assemblato 45°	30x60 cm 1178"x2312" 2 pz	60x60	MD02AE6A	MD04AE6A	■ 250	1 set
 Alzata con Scuretto	20x60 cm 8"x2312"	60x60	MD02AL	MD04AL	■ 43	2
 Gradone con Toro	30x60 cm 1178"x2312"	60x60	MD02G6R	MD04G6R	■ 62	3
 Gradone Angolare con Toro DX e SX	30x60 cm 1178"x2312"	60x60	DX MD02D6R	MD04D6R	■ 100	3
			SX MD02S6R	MD04S6R	■ 100	3
 Angolare Interno con Toro 45°	30x60 cm 1178"x2312" 2 pz	60x60	MD02AI6R	MD04AI6R	■ 162	1 set
 Angolare Esterno con Toro 45°	30x60 cm 1178"x2312" 2 pz	60x60	MD02AE6R	MD04AE6R	■ 162	1 set
 Angolare Curvilineo con Toro	60x60 cm 2312"x2312" radius 30 cm 1178"	60x60	MD02AP6R	MD04AP6R	■ 306	1
 Gradone Costa Lucida	30x60 cm 1178"x2312"	60x60	MD02G6S	MD04G6S	■ 62	3
 Angolare Interno Costa Lucida 45°	30x60 cm 1178"x2312" 2 pz	60x60	MD02AI6S	MD04AI6S	■ 162	1 set
 Angolare Esterno Costa Lucida 45°	30x60 cm 1178"x2312" 2 pz	60x60	MD02AE6S	MD04AE6S	■ 162	1 set



Mineral D 60x60

	DIMENSIONE PEZZO ITEM SIZE	FONDI ABBINATI MATCHING REGULAR TILES	ZOLFO	GALENA	PREZZO PRICE	PCS BOX
 Angolare Curvilineo Costa Lucida	60x60 cm 2312"x2312" radius 30 cm 1178"	60x60	MD02AP6S	MD04AP6S	■ 306	1
 Canalina	8x14x60 cm 318"x512"x2312"	60x60	MD02CA6	MD04CA6	■ 131	2
 Canalina Angolare	8x14x60 cm 318"x512"x2312" 2 pz	60x60	MD02CAA6	MD04CAA6	■ 368	1 set
 Canalina a Bordo Chiuso	8x14x60 cm 318"x512"x2312"	60x60	MD02CAC6	MD04CAC6	■ 187	1
 Griglia	14x60 cm 512"x2312"	60x60	MD02GG6	MD04GG6	■ 237	2
 Griglia Angolare	14x60 cm 512"x2312" 2 pz	60x60	MD02GGA6	MD04GGA6	■ 512	1 set
 Elemento a L	60x60x6,5 cm 2312"x2312"x258"	60x60	MD02L682A	MD04L682A	■ 137	1
	60x60x14 cm 2312"x2312"x512"	60x60	MD02L682B	MD04L682B	■ 162	1
 Elemento L Angolare	60x60x6,5 cm 2312"x2312"x258"	60x60	MD02L682AA	MD04L682AA	■ 231	1
	60x60x14 cm 2312"x2312"x512"	60x60	MD02L682BA	MD04L682BA	■ 281	1
 Bordo L	15x15x60 cm 6"x6"x2312"	60x60	MD02BR	MD04BR	■ 100	2
 Gocciolatoio Costa Lucida	30x60 cm 1178"x2312"	60x60	MD02SG6	MD04SG6	■ 75	3














Stone D 60x60

	DIMENSIONE PEZZO ITEM SIZE	FONDI ABBINATI MATCHING REGULAR TILES	QUARZITE DORADA	QUARZITE DI BARGE	QUARZITE GRAFITE	PREZZO PRICE	PCS BOX	
 Gradone Assemblato	30x60 cm 1178°x2312°	60x60	SD01G6A	SD02G6A	SD04G6A	■ 103	3	
 Gradone Angolare Assemblato DX e SX	30x60 cm 1178°x2312°	60x60	DX SD01D6A	SD02D6A	SD04D6A	■ 187	3	
			SX SD01S6A	SD02S6A	SD04S6A	■ 187	3	
 Angolare Interno Assemblato 45°	30x60 cm 1178°x2312°	2 pz	60x60	SD01AI6A	SD02AI6A	SD04AI6A	■ 250	1 set
 Angolare Esterno Assemblato 45°	30x60 cm 1178°x2312°	2 pz	60x60	SD01AE6A	SD02AE6A	SD04AE6A	■ 250	1 set
 Alzata con Scurelto	20x60 cm 8°x2312°	60x60	SD01AL	SD02AL	SD04AL	■ 43	2	
 Gradone con Toro	30x60 cm 1178°x2312°	60x60	SD01G6R	SD02G6R	SD04G6R	■ 62	3	
 Gradone Angolare con Toro DX e SX	30x60 cm 1178°x2312°	60x60	DX SD01D6R	SD02D6R	SD04D6R	■ 100	3	
			SX SD01S6R	SD02S6R	SD04S6R	■ 100	3	
 Angolare Interno con Toro 45°	30x60 cm 1178°x2312°	2 pz	60x60	SD01AI6R	SD02AI6R	SD04AI6R	■ 162	1 set
 Angolare Esterno con Toro 45°	30x60 cm 1178°x2312°	2 pz	60x60	SD01AE6R	SD02AE6R	SD04AE6R	■ 162	1 set
 Angolare Curvilineo con Toro	60x60 cm 2312°x2312° radius 30 cm 1178°	60x60	SD01AP6R	SD02AP6R	SD04AP6R	■ 306	1	
 Gradone Costa Lucida	30x60 cm 1178°x2312°	60x60	SD01G6S	SD02G6S	SD04G6S	■ 62	3	
 Angolare Interno Costa Lucida 45°	30x60 cm 1178°x2312°	2 pz	60x60	SD01AI6S	SD02AI6S	SD04AI6S	■ 162	1 set
 Angolare Esterno Costa Lucida 45°	30x60 cm 1178°x2312°	2 pz	60x60	SD01AE6S	SD02AE6S	SD04AE6S	■ 162	1 set

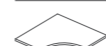




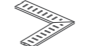

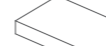


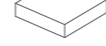


Stone D 60x60

	DIMENSIONE PEZZO ITEM SIZE	FONDI ABBINATI MATCHING REGULAR TILES	QUARZITE DORADA	QUARZITE DI BARGE	QUARZITE GRAFITE	PREZZO PRICE	PCS BOX	
 Angolare Curvilineo Costa Lucida	60x60 cm 2312°x2312° radius 30 cm 1178°	60x60	SD01AP6S	SD02AP6S	SD04AP6S	■ 306	1	
 Canalina	8x14x60 cm 318°x512°x2312°	60x60	SD01CA6	SD02CA6	SD04CA6	■ 131	2	
 Canalina Angolare	8x14x60 cm 318°x512°x2312°	2 pz	60x60	SD01CAA6	SD02CAA6	SD04CAA6	■ 368	1 set
 Canalina a Bordo Chiuso	8x14x60 cm 318°x512°x2312°	60x60	SD01CAC6	SD02CAC6	SD04CAC6	■ 187	1	
 Griglia	14x60 cm 512°x2312°	60x60	SD01GG6	SD02GG6	SD04GG6	■ 237	2	
 Griglia Angolare	14x60 cm 512°x2312°	2 pz	60x60	SD01GGA6	SD02GGA6	SD04GGA6	■ 512	1 set
 Elemento a L	60x60x6,5 cm 2312°x2312°x258°	60x60	SD01L682A	SD02L682A	SD04L682A	■ 137	1	
	60x60x14 cm 2312°x2312°x512°	60x60	SD01L682B	SD02L682B	SD04L682B	■ 162	1	
 Elemento L Angolare	60x60x6,5 cm 2312°x2312°x258°	60x60	SD01L682AA	SD02L682AA	SD04L682AA	■ 231	1	
	60x60x14 cm 2312°x2312°x512°	60x60	SD01L682BA	SD02L682BA	SD04L682BA	■ 281	1	
 Bordo L	15x15x60 cm 6°x6°x2312°	60x60	SD01BR	SD02BR	SD04BR	■ 100	2	
 Gocciolatoio Costa Lucida	30x60 cm 1178°x2312°	60x60	SD01SG6	SD02SG6	SD04SG6	■ 75	3	














Nuances 60x120 - 80x80

	DIMENSIONE PEZZO ITEM SIZE	FONDI ABBINATI MATCHING REGULAR TILES	CIPRIA	TORTORA	TORTORA COCCIO	ANTRACITE	GRIGIO	GRIGIO COCCIO	PREZZO PRICE	PCS BOX	
 Gradone Assemblato	40x80 cm 15 ^{3/4} x31 ^{1/2} "	80x80	NU07G8A	NU06G8A	NUC6G8A	NU03G8A	NU02G8A	NUC2G8A	162	2	
	30x120 cm 11 ^{7/8} x47 ^{1/4} "	60x120	NU07G5A	NU06G5A		NU03G5A	NU02G5A		230	2	
 Gradone Angolare Assemblato DX e SX	40x80 cm 15 ^{3/4} x31 ^{1/2} "	80x80	DX	NU07D8A	NU06D8A	NUC6D8A	NU03D8A	NU02D8A	NUC2D8A	275	2
			SX	NU07S8A	NU06S8A	NUC6S8A	NU03S8A	NU02S8A	NUC2S8A	275	2
	30x120 cm 11 ^{7/8} x47 ^{1/4} "	60x120	DX	NU07D5A	NU06D5A		NU03D5A	NU02D5A		418	2
			SX	NU07S5A	NU06S5A		NU03S5A	NU02S5A		418	2
 Angolare Interno Assemblato 45°	40x80 cm 15 ^{3/4} x31 ^{1/2} "	2 pz	80x80	NU07AI8A	NU06AI8A	NUC6AI8A	NU03AI8A	NU02AI8A	NUC2AI8A	406	1 set
	30x120 cm 11 ^{7/8} x47 ^{1/4} "	2 pz	60x120	NU07AI5A	NU06AI5A		NU03AI5A	NU02AI5A		581	1 set
 Angolare Esterno Assemblato 45°	40x80 cm 15 ^{3/4} x31 ^{1/2} "	2 pz	80x80	NU07AE8A	NU06AE8A	NUC6AE8A	NU03AE8A	NU02AE8A	NUC2AE8A	406	1 set
	30x120 cm 11 ^{7/8} x47 ^{1/4} "	2 pz	60x120	NU07AE5A	NU06AE5A		NU03AE5A	NU02AE5A		581	1 set
 Alzata con Scuretto	20x80 cm 8"x31 ^{1/2} "	80x80	NU07AL8	NU06AL8	NUC6AL8	NU03AL8	NU02AL8	NUC2AL8	56	2	
	20x120 cm 8"x47 ^{1/4} "	60x120	NU07AL2	NU06AL2		NU03AL2	NU02AL2		81	2	
 Gradone con Toro	40x80 cm 15 ^{3/4} x31 ^{1/2} "	80x80	NU07G8R	NU06G8R	NUC6G8R	NU03G8R	NU02G8R	NUC2G8R	106	2	
	30x120 cm 11 ^{7/8} x47 ^{1/4} "	60x120	NU07G5R	NU06G5R		NU03G5R	NU02G5R		146	2	
 Gradone Angolare con Toro DX e SX	40x80 cm 15 ^{3/4} x31 ^{1/2} "	80x80	DX	NU07D8R	NU06D8R	NUC6D8R	NU03D8R	NU02D8R	NUC2D8R	150	2
			SX	NU07S8R	NU06S8R	NUC6S8R	NU03S8R	NU02S8R	NUC2S8R	150	2
	30x120 cm 11 ^{7/8} x47 ^{1/4} "	60x120	DX	NU07D5R	NU06D5R		NU03D5R	NU02D5R		242	2
			SX	NU07S5R	NU06S5R		NU03S5R	NU02S5R		242	2
 Angolare Interno con Toro 45°	40x80 cm 15 ^{3/4} x31 ^{1/2} "	2 pz	80x80	NU07AI8R	NU06AI8R	NUC6AI8R	NU03AI8R	NU02AI8R	NUC2AI8R	287	1 set
	30x120 cm 11 ^{7/8} x47 ^{1/4} "	2 pz	60x120	NU07AI5R	NU06AI5R		NU03AI5R	NU02AI5R		387	1 set
 Angolare Esterno con Toro 45°	40x80 cm 15 ^{3/4} x31 ^{1/2} "	2 pz	80x80	NU07AE8R	NU06AE8R	NUC6AE8R	NU03AE8R	NU02AE8R	NUC2AE8R	287	1 set
	30x120 cm 11 ^{7/8} x47 ^{1/4} "	2 pz	60x120	NU07AE5R	NU06AE5R		NU03AE5R	NU02AE5R		387	1 set
 Angolare Curvilineo con Toro	80x80 cm 31 ^{1/2} x31 ^{1/2} " radius 40 cm 15 ^{3/4} "	80x80	NU07AP8R	NU06AP8R	NUC6AP8R	NU03AP8R	NU02AP8R	NUC2AP8R	387	1	
 Gradone Costa Lucida	40x80 cm 15 ^{3/4} x31 ^{1/2} "	80x80	NU07G8S	NU06G8S	NUC6G8S	NU03G8S	NU02G8S	NUC2G8S	106	2	
	30x120 cm 11 ^{7/8} x47 ^{1/4} "	60x120	NU07G5S	NU06G5S		NU03G5S	NU02G5S		115	2	
 Angolare Interno Costa Lucida 45°	40x80 cm 15 ^{3/4} x31 ^{1/2} "	2 pz	80x80	NU07AI8S	NU03AI8S	NUC6AI8S	NU03AI8S	NU02AI8S	NUC2AI8S	287	1 set
	30x120 cm 11 ^{7/8} x47 ^{1/4} "	2 pz	60x120	NU07AI5S	NU06AI5S		NU03AI5S	NU02AI5S		387	1 set
 Angolare Esterno Costa Lucida 45°	40x80 cm 15 ^{3/4} x31 ^{1/2} "	2 pz	80x80	NU07AE8S	NU06AE8S	NUC6AE8S	NU03AE8S	NU02AE8S	NUC2AE8S	287	1 set
	30x120 cm 11 ^{7/8} x47 ^{1/4} "	2 pz	60x120	NU07AE5S	NU06AE5S		NU03AE5S	NU02AE5S		387	1 set














Nuances 60x120 - 80x80

	DIMENSIONE PEZZO ITEM SIZE	FONDI ABBINATI MATCHING REGULAR TILES	CIPRIA	TORTORA	TORTORA COCCIO	ANTRACITE	GRIGIO	GRIGIO COCCIO	PREZZO PRICE	PCS BOX
 Angolare Curvilineo Costa Lucida	80x80 cm 31 ^{1/2} x31 ^{1/2} " radius 40 cm 15 ^{3/4} "	80x80	NU07AP8S	NU06AP8S	NUC6AP8S	NU03AP8S	NU02AP8S	NUC2AP8S	387	1
 Canalina	8x14x60 cm 3 ^{1/8} x5 ^{1/2} x23 ^{1/2} "	60x120	NU07CA6	NU06CA6		NU03CA6	NU02CA6		131	2
	8x16x80 cm 3 ^{1/8} x6 ^{1/2} x31 ^{1/2} "	80x80	NU07CA8	NU06CA8	NUC6CA8	NU03CA8	NU02CA8	NUC2CA8	187	2
 Canalina Angolare	8x14x60 cm 3 ^{1/8} x5 ^{1/2} x23 ^{1/2} "	2 pz	60x120	NU07CAA6	NU06CAA6		NU03CAA6	NU02CAA6	368	1 set
	8x16x80 cm 3 ^{1/8} x6 ^{1/2} x31 ^{1/2} "	2 pz	80x80	NU07CAA8	NU06CAA8	NUC6CAA8	NU03CAA8	NU02CAA8	568	1 set
 Canalina a Bordo Chiuso	8x14x60 cm 3 ^{1/8} x5 ^{1/2} x23 ^{1/2} "	60x120	NU07CAC6	NU06CAC6		NU03CAC6	NU02CAC6		187	1
	8x16x80 cm 3 ^{1/8} x6 ^{1/2} x31 ^{1/2} "	80x80	NU07CAC8	NU06CAC8	NUC6CAC8	NU03CAC8	NU02CAC8	NUC2CAC8	256	1
 Griglia	14x60 cm 5 ^{1/2} x23 ^{1/2} "	60x120	NU07GG6	NU06GG6		NU03GG6	NU02GG6		237	2
	16x80 cm 6 ^{1/2} x31 ^{1/2} "	80x80	NU07GG8	NU06GG8	NUC6GG8	NU03GG8	NU02GG8	NUC2GG8	312	2
 Griglia Angolare	14x60 cm 5 ^{1/2} x23 ^{1/2} "	2 pz	60x120	NU07GGA6	NU06GGA6		NU03GGA6	NU02GGA6	512	1 set
	16x80 cm 6 ^{1/2} x31 ^{1/2} "	2 pz	80x80	NU07GGA8	NU06GGA8	NUC6GGA8	NU03GGA8	NU02GGA8	731	1 set
 Elemento a L	80x80x6,5 cm 31 ^{1/2} x31 ^{1/2} x2 ^{5/8} "	80x80	NU07L882A	NU06L882A	NUC6L882A	NU03L882A	NU02L882A	NUC2L882A	212	1
	80x80x14 cm 31 ^{1/2} x31 ^{1/2} x5 ^{1/2} "	80x80	NU07L882B	NU06L882B	NUC6L882B	NU03L882B	NU02L882B	NUC2L882B	243	1
 Elemento a L Lato 120	60x120x6,5 cm 23 ^{1/2} x47 ^{1/4} x2 ^{5/8} "	60x120	NU07LBA2A	NU06LBA2A		NU03LBA2A	NU02LBA2A		275	1
	60x120x14 cm 23 ^{1/2} x47 ^{1/4} x5 ^{1/2} "	60x120	NU07LBA2B	NU06LBA2B		NU03LBA2B	NU02LBA2B		312	1
 Elemento a L Lato 60	60x120x6,5 cm 23 ^{1/2} x47 ^{1/4} x2 ^{5/8} "	60x120	NU07LBA2A6	NU06LBA2A6		NU03LBA2A6	NU02LBA2A6		275	1
	60x120x14 cm 23 ^{1/2} x47 ^{1/4} x5 ^{1/2} "	60x120	NU07LBA2B6	NU06LBA2B6		NU03LBA2B6	NU02LBA2B6		312	1
 Elemento L Angolare	80x80x6,5 cm 31 ^{1/2} x31 ^{1/2} x2 ^{5/8} "	80x80	NU07L882AA	NU06L882AA	NUC6L882AA	NU03L882AA	NU02L882AA	NUC2L882AA	337	1
	80x80x14 cm 31 ^{1/2} x31 ^{1/2} x5 ^{1/2} "	80x80	NU07L882BA	NU06L882BA	NUC6L882BA	NU03L882BA	NU02L882BA	NUC2L882BA	400	1
 Elemento L Angolare DX e SX	60x120x6,5 cm 23 ^{1/2} x47 ^{1/4} x2 ^{5/8} "	60x120	DX	NU07LBA2AD	NU06LBA2AD		NU03LBA2AD	NU02LBA2AD	450	1
			SX	NU07LBA2AS	NU06LBA2AS		NU03LBA2AS	NU02LBA2AS	450	1
	60x120x14 cm 23 ^{1/2} x47 ^{1/4} x5 ^{1/2} "	60x120	DX	NU07LBA2BD	NU06LBA2BD		NU03LBA2BD	NU02LBA2BD	543	1
			SX	NU07LBA2BS	NU06LBA2BS		NU03LBA2BS	NU02LBA2BS	543	1
 Bordo L	15x15x80 cm 6"x6"x31 ^{1/2} "	80x80	NU07BR8	NU06BR8	NUC6BR8	NU03BR8	NU02BR8	NUC2BR8	156	2
	20x22x120 cm 8"x8"x47 ^{1/4} "	60x120	NU07BR2	NU06BR2		NU03BR2	NU02BR2		231	2
 Gocciolatoio Costa Lucida	80x80 cm 31 ^{1/2} x31 ^{1/2} "	80x80	NU07SG8	NU06SG8	NUC6SG8	NU03SG8	NU02SG8	NUC2SG8	156	2
	20x120 cm 8"x47 ^{1/4} "	60x120	NU07SG2	NU06SG2		NU03SG2	NU02SG2		150	2














Terre 60x120 - 80x80

	DIMENSIONE PEZZO ITEM SIZE	FONDI ABBINATI MATCHING REGULAR TILES	BIANCO	COTTO	CANAPA	CENERE	PREZZO PRICE	PCS BOX	
 Gradone Assemblato	40x80 cm 15 ^{3/4} "x31 ^{1/2} "	80x80	TE01G8A	TE05G8A	TE03G8A	TE06G8A	■ 162	2	
	30x120 cm 11 ^{7/8} "x47 ^{1/4} "	60x120	TE01G5A	TE05G5A	TE03G5A	TE06G5A	■ 230	2	
 Gradone Angolare Assemblato DX e SX	40x80 cm 15 ^{3/4} "x31 ^{1/2} "	80x80	DX	TE01D8A	TE05D8A	TE03D8A	TE06D8A	■ 275	2
			SX	TE01S8A	TE05S8A	TE03S8A	TE06S8A	■ 275	2
	30x120 cm 11 ^{7/8} "x47 ^{1/4} "	60x120	DX	TE01D5A	TE05D5A	TE03D5A	TE06D5A	■ 418	2
			SX	TE01S5A	TE05S5A	TE03S5A	TE06S5A	■ 418	2
 Angolare Interno Assemblato 45°	40x80 cm 15 ^{3/4} "x31 ^{1/2} "	2 pz	80x80	TE01AI8A	TE05AI8A	TE03AI8A	TE06AI8A	■ 406	1 set
	30x120 cm 11 ^{7/8} "x47 ^{1/4} "	2 pz	60x120	TE01AI5A	TE05AI5A	TE03AI5A	TE06AI5A	■ 581	1 set
 Angolare Esterno Assemblato 45°	40x80 cm 15 ^{3/4} "x31 ^{1/2} "	2 pz	80x80	TE01AE8A	TE05AE8A	TE03AE8A	TE06AE8A	■ 406	1 set
	30x120 cm 11 ^{7/8} "x47 ^{1/4} "	2 pz	60x120	TE01AE5A	TE05AE5A	TE03AE5A	TE06AE5A	■ 581	1 set
 Alzata con Scuretto	20x80 cm 8"x31 ^{1/2} "	80x80	TE01AL8	TE05AL8	TE03AL8	TE06AL8	■ 56	2	
	20x120 cm 8"x47 ^{1/4} "	60x120	TE01AL2	TE05AL2	TE03AL2	TE06AL2	■ 81	2	
 Gradone con Toro	40x80 cm 15 ^{3/4} "x31 ^{1/2} "	80x80	TE01G8R	TE05G8R	TE03G8R	TE06G8R	■ 106	2	
	30x120 cm 11 ^{7/8} "x47 ^{1/4} "	60x120	TE01G5R	TE05G5R	TE03G5R	TE06G5R	■ 146	2	
 Gradone Angolare con Toro DX e SX	40x80 cm 15 ^{3/4} "x31 ^{1/2} "	80x80	DX	TE01D8R	TE05D8R	TE03D8R	TE06D8R	■ 150	2
			SX	TE01S8R	TE05S8R	TE03S8R	TE06S8R	■ 150	2
	30x120 cm 11 ^{7/8} "x47 ^{1/4} "	60x120	DX	TE01D5R	TE05D5R	TE03D5R	TE06D5R	■ 242	2
			SX	TE01S5R	TE05S5R	TE03S5R	TE06S5R	■ 242	2
 Angolare Interno con Toro 45°	40x80 cm 15 ^{3/4} "x31 ^{1/2} "	2 pz	80x80	TE01AI8R	TE05AI8R	TE03AI8R	TE06AI8R	■ 287	1 set
	30x120 cm 11 ^{7/8} "x47 ^{1/4} "	2 pz	60x120	TE01AI5R	TE05AI5R	TE03AI5R	TE06AI5R	■ 387	1 set
 Angolare Esterno con Toro 45°	40x80 cm 15 ^{3/4} "x31 ^{1/2} "	2 pz	80x80	TE01AE8R	TE05AE8R	TE03AE8R	TE06AE8R	■ 287	1 set
	30x120 cm 11 ^{7/8} "x47 ^{1/4} "	2 pz	60x120	TE01AE5R	TE05AE5R	TE03AE5R	TE06AE5R	■ 387	1 set
 Angolare Curvilineo con Toro	80x80 cm 31 ^{1/2} "x31 ^{1/2} " radius 40 cm 15 ^{3/4} "	80x80	TE01AP8R	TE05AP8R	TE03AP8R	TE06AP8R	■ 387	1	
 Gradone Costa Lucida	40x80 cm 15 ^{3/4} "x31 ^{1/2} "	80x80	TE01G8S	TE05G8S	TE03G8S	TE06G8S	■ 106	2	
	30x120 cm 11 ^{7/8} "x47 ^{1/4} "	60x120	TE01G5S	TE05G5S	TE03G5S	TE06G5S	■ 146	2	
 Angolare Interno Costa Lucida 45°	40x80 cm 15 ^{3/4} "x31 ^{1/2} "	2 pz	80x80	TE01AI8S	TE05AI8S	TE03AI8S	TE06AI8S	■ 287	1 set
	30x120 cm 11 ^{7/8} "x47 ^{1/4} "	2 pz	60x120	TE01AI5S	TE05AI5S	TE03AI5S	TE06AI5S	■ 387	1 set
 Angolare Esterno Costa Lucida 45°	40x80 cm 15 ^{3/4} "x31 ^{1/2} "	2 pz	80x80	TE01AE8S	TE05AE8S	TE03AE8S	TE06AE8S	■ 287	1 set
	30x120 cm 11 ^{7/8} "x47 ^{1/4} "	2 pz	60x120	TE01AE5S	TE05AE5S	TE03AE5S	TE06AE5S	■ 387	1 set











Terre 60x120 - 80x80

	DIMENSIONE PEZZO ITEM SIZE	FONDI ABBINATI MATCHING REGULAR TILES	BIANCO	COTTO	CANAPA	CENERE	PREZZO PRICE	PCS BOX	
 Angolare Curvilineo Costa Lucida	80x80 cm 31 ^{1/2} "x31 ^{1/2} " radius 40 cm 15 ^{3/4} "	80x80	TE01AP8S	TE05AP8S	TE03AP8S	TE06AP8S	■ 387	1	
 Canalina	8x14x60 cm 3 ^{1/8} "x5 ^{1/2} "x23 ^{1/2} "	60x120	TE01CA6	TE05CA6	TE03CA6	TE06CA6	■ 131	2	
	8x16x80 cm 3 ^{1/8} "x6 ^{1/2} "x31 ^{1/2} "	80x80	TE01CA8	TE05CA8	TE03CA8	TE06CA8	■ 187	2	
 Canalina Angolare	8x14x60 cm 3 ^{1/8} "x5 ^{1/2} "x23 ^{1/2} "	2 pz	60x120	TE01CAA6	TE05CAA6	TE03CAA6	TE06CAA6	■ 386	1 set
	8x16x80 cm 3 ^{1/8} "x6 ^{1/2} "x31 ^{1/2} "	2 pz	80x80	TE01CAA8	TE05CAA8	TE03CAA8	TE06CAA8	■ 586	1 set
 Canalina a Bordo Chiuso	8x14x60 cm 3 ^{1/8} "x5 ^{1/2} "x23 ^{1/2} "	60x120	TE01CAC6	TE05CAC6	TE03CAC6	TE06CAC6	■ 187	1	
	8x16x80 cm 3 ^{1/8} "x6 ^{1/2} "x31 ^{1/2} "	80x80	TE01CAC8	TE05CAC8	TE03CAC8	TE06CAC8	■ 256	1	
 Griglia	14x60 cm 5 ^{1/2} "x23 ^{1/2} "	60x120	TE01GG6	TE05GG6	TE03GG6	TE06GG6	■ 237	2	
	16x80 cm 6 ^{1/2} "x31 ^{1/2} "	80x80	TE01GG8	TE05GG8	TE03GG8	TE06GG8	■ 312	2	
 Griglia Angolare	14x60 cm 5 ^{1/2} "x23 ^{1/2} "	2 pz	60x120	TE01GGA6	TE05GGA6	TE03GGA6	TE06GGA6	■ 512	1 set
	16x80 cm 6 ^{1/2} "x31 ^{1/2} "	2 pz	80x80	TE01GGA8	TE05GGA8	TE03GGA8	TE06GGA8	■ 731	1 set
 Elemento a L	80x80x6,5 cm 31 ^{1/2} "x31 ^{1/2} "x2 ^{5/8} "	80x80	TE01L882A	TE05L882A	TE03L882A	TE06L882A	■ 212	1	
	80x80x14 cm 31 ^{1/2} "x31 ^{1/2} "x5 ^{1/2} "	80x80	TE01L882B	TE05L882B	TE03L882B	TE06L882B	■ 243	1	
 Elemento a L Lato 120	60x120x6,5 cm 23 ^{1/2} "x47 ^{1/4} "x2 ^{5/8} "	60x120	TE01LBA2A	TE05LBA2A	TE03LBA2A	TE06LBA2A	■ 275	1	
	60x120x14 cm 23 ^{1/2} "x47 ^{1/4} "x5 ^{1/2} "	60x120	TE01LBA2B	TE05LBA2B	TE03LBA2B	TE06LBA2B	■ 312	1	
 Elemento a L Lato 60	60x120x6,5 cm 23 ^{1/2} "x47 ^{1/4} "x2 ^{5/8} "	60x120	TE01LBA2A6	TE05LBA2A6	TE03LBA2A6	TE06LBA2A6	■ 275	1	
	60x120x14 cm 23 ^{1/2} "x47 ^{1/4} "x5 ^{1/2} "	60x120	TE01LBA2B6	TE05LBA2B6	TE03LBA2B6	TE06LBA2B6	■ 312	1	
 Elemento L Angolare	80x80x6,5 cm 31 ^{1/2} "x31 ^{1/2} "x2 ^{5/8} "	80x80	TE01L882AA	TE05L882AA	TE03L882AA	TE06L882AA	■ 337	1	
	80x80x14 cm 31 ^{1/2} "x31 ^{1/2} "x5 ^{1/2} "	80x80	TE01L882BA	TE05L882BA	TE03L882BA	TE06L882BA	■ 400	1	
 Elemento L Angolare DX e SX	60x120x6,5 cm 23 ^{1/2} "x47 ^{1/4} "x2 ^{5/8} "	60x120	DX	TE01LBA2AD	TE05LBA2AD	TE03LBA2AD	TE06LBA2AD	■ 450	1
			SX	TE01LBA2AS	TE05LBA2AS	TE03LBA2AS	TE06LBA2AS	■ 450	1
	60x120x14 cm 23 ^{1/2} "x47 ^{1/4} "x5 ^{1/2} "	60x120	DX	TE01LBA2BD	TE05LBA2BD	TE03LBA2BD	TE06LBA2BD	■ 543	1
			SX	TE01LBA2BS	TE05LBA2BS	TE03LBA2BS	TE06LBA2BS	■ 543	1
 Bordo L	15x15x80 cm 6"x6"x31 ^{1/2} "	80x80	TE01BR8	TE05BR8	TE03BR8	TE06BR8	■ 156	2	
	20x20x120 cm 8"x8"x47 ^{1/4} "	60x120	TE01BR2	TE05BR2	TE03BR2	TE06BR2	■ 231	2	
 Gocciolatoio Costa Lucida	80x80 cm 31 ^{1/2} "x31 ^{1/2} "	80x80	TE01SG8	TE05SG8	TE03SG8	TE06SG8	■ 156	1	
	20x120 cm 8"x47 ^{1/4} "	60x120	TE01SG2	TE05SG2	TE03SG2	TE06SG2	■ 150	2	










Metaline 80x80 - 60x60

	DIMENSIONE PEZZO ITEM SIZE	FONDI ABBINATI MATCHING REGULAR TILES	PLATE	ZINC	CORTEN	IRON	PREZZO PRICE	PCS BOX	
 Gradone Assemblato	30x60 cm 1178"x231/2"	60x60	ML05G6A	ML04G6A	ML02G6A	ML03G6A	103	3	
	40x80 cm 153/4"x311/2"	80x80	ML05G8A	ML04G8A	ML02G8A	ML03G8A	162	2	
 Gradone Angolare Assemblato DX e SX	30x60 cm 1178"x231/2"	60x60	DX	ML05D6A	ML04D6A	ML02D6A	ML03D6A	187	3
			SX	ML05S6A	ML04S6A	ML02S6A	ML03S6A	187	3
	40x80 cm 153/4"x311/2"	80x80	DX	ML05D8A	ML04D8A	ML02D8A	ML03D8A	275	2
			SX	ML05S8A	ML04S8A	ML02S8A	ML03S8A	275	2
 Angolare Interno Assemblato 45°	30x60 cm 1178"x231/2"	2 pz	60x60	ML05AI6A	ML04AI6A	ML02AI6A	ML03AI6A	250	1 set
	40x80 cm 153/4"x311/2"	2 pz	80x80	ML05AI8A	ML04AI8A	ML02AI8A	ML03AI8A	406	1 set
 Angolare Esterno Assemblato 45°	30x60 cm 1178"x231/2"	2 pz	60x60	ML05AE6A	ML04AE6A	ML02AE6A	ML03AE6A	250	1 set
	40x80 cm 153/4"x311/2"	2 pz	80x80	ML05AE8A	ML04AE8A	ML02AE8A	ML03AE8A	406	1 set
 Alzata con Scuretto	20x60 cm 8"x231/2"	60x60	ML05AL	ML04AL	ML02AL	ML03AL	43	2	
	20x80 cm 8"x311/2"	80x80	ML05AL8	ML04AL8	ML02AL8	ML03AL8	56	2	
 Gradone con Toro	30x60 cm 1178"x231/2"	60x60	ML05G6R	ML04G6R	ML02G6R	ML03G6R	62	3	
	40x80 cm 153/4"x311/2"	80x80	ML05G8R	ML04G8R	ML02G8R	ML03G8R	106	2	
 Gradone Angolare con Toro DX e SX	30x60 cm 1178"x231/2"	60x60	DX	ML05D6R	ML04D6R	ML02D6R	ML03D6R	100	3
			SX	ML05S6R	ML04S6R	ML02S6R	ML03S6R	100	3
	40x80 cm 153/4"x311/2"	80x80	DX	ML05D8R	ML04D8R	ML02D8R	ML03D8R	150	2
			SX	ML05S8R	ML04S8R	ML02S8R	ML03S8R	150	2
 Angolare Interno con Toro 45°	30x60 cm 1178"x231/2"	2 pz	60x60	ML05AI6R	ML04AI6R	ML02AI6R	ML03AI6R	162	1 set
	40x80 cm 153/4"x311/2"	2 pz	80x80	ML05AI8R	ML04AI8R	ML02AI8R	ML03AI8R	287	1 set
 Angolare Esterno con Toro 45°	30x60 cm 1178"x231/2"	2 pz	60x60	ML05AE6R	ML04AE6R	ML02AE6R	ML03AE6R	162	1 set
	40x80 cm 153/4"x311/2"	2 pz	80x80	ML05AE8R	ML04AE8R	ML02AE8R	ML03AE8R	287	1 set
 Angolare Curvilineo con Toro	60x60 cm 231/2"x231/2" radius 30 cm 1178"	60x60	ML05AP6R	ML04AP6R	ML02AP6R	ML03AP6R	306	1	
	80x80 cm 311/2"x311/2" radius 40 cm 153/4"	80x80	ML05AP8R	ML04AP8R	ML02AP8R	ML03AP8R	387	1	
 Gradone Costa Lucida	30x60 cm 1178"x231/2"	60x60	ML05G6S	ML04G6S	ML02G6S	ML03G6S	62	3	
	40x80 cm 153/4"x311/2"	80x80	ML05G8S	ML04G8S	ML02G8S	ML03G8S	106	2	
 Angolare Interno Costa Lucida 45°	30x60 cm 1178"x231/2"	2 pz	60x60	ML05AI6S	ML04AI6S	ML02AI6S	ML03AI6S	162	1 set
	40x80 cm 153/4"x311/2"	2 pz	80x80	ML05AI8S	ML04AI8S	ML02AI8S	ML03AI8S	287	1 set
 Angolare Esterno Costa Lucida 45°	30x60 cm 1178"x231/2"	2 pz	60x60	ML05AE6S	ML04AE6S	ML02AE6S	ML03AE6S	162	1 set
	40x80 cm 153/4"x311/2"	2 pz	80x80	ML05AE8S	ML04AE8S	ML02AE8S	ML03AE8S	287	1 set

Metaline 80x80 - 60x60

	DIMENSIONE PEZZO ITEM SIZE	FONDI ABBINATI MATCHING REGULAR TILES	PLATE	ZINC	CORTEN	IRON	PREZZO PRICE	PCS BOX	
 Angolare Curvilineo Costa Lucida	60x60 cm 231/2"x231/2" radius 30 cm 1178"	60x60	ML05AP6S	ML04AP6S	ML02AP6S	ML03AP6S	306	1	
	80x80 cm 311/2"x311/2" radius 40 cm 153/4"	80x80	ML05AP8S	ML04AP8S	ML02AP8S	ML03AP8S	387	1	
 Canalina	8x14x60 cm 31/8"x51/2"x231/2"	60x60	ML05CA6	ML04CA6	ML02CA6	ML03CA6	131	2	
	8x16x80 cm 31/8"x61/2"x311/2"	80x80	ML05CA8	ML04CA8	ML02CA8	ML03CA8	187	2	
 Canalina Angolare	8x14x60 cm 31/8"x51/2"x231/2"	2 pz	60x60	ML05CAA6	ML04CAA6	ML02CAA6	ML03CAA6	368	1 set
	8x16x80 cm 31/8"x61/2"x311/2"	2 pz	80x80	ML05CAA8	ML04CAA8	ML02CAA8	ML03CAA8	568	1 set
 Canalina a Bordo Chiuso	8x14x60 cm 31/8"x51/2"x231/2"	60x60	ML05CAC6	ML04CAC6	ML02CAC6	ML03CAC6	187	1	
	8x16x80 cm 31/8"x61/2"x311/2"	80x80	ML05CAC8	ML04CAC8	ML02CAC8	ML03CAC8	256	1	
 Griglia	14x60 cm 51/2"x231/2"	60x60	ML05GG6	ML04GG6	ML02GG6	ML03GG6	237	2	
	16x80 cm 61/3"x311/2"	80x80	ML05GG8	ML04GG8	ML02GG8	ML03GG8	312	2	
 Griglia Angolare	14x60 cm 51/2"x231/2"	2 pz	60x60	ML05GGA6	ML04GGA6	ML02GGA6	ML03GGA6	512	1 set
	16x80 cm 61/3"x311/2"	2 pz	80x80	ML05GGA8	ML04GGA8	ML02GGA8	ML03GGA8	731	1 set
 Elemento a L	60x60x6,5 cm 231/2"x231/2"x25/8"	60x60	ML05L682A	ML04L682A	ML02L682A	ML03L682A	137	1	
	60x60x14 cm 231/2"x231/2"x51/2"	60x60	ML05L682B	ML04L682B	ML02L682B	ML03L682B	162	1	
	80x80x6,5 cm 311/2"x311/2"x25/8"	80x80	ML05L882A	ML04L882A	ML02L882A	ML03L882A	212	1	
	80x80x14 cm 311/2"x311/2"x51/2"	80x80	ML05L882B	ML04L882B	ML02L882B	ML03L882B	243	1	
 Elemento L Angolare	60x60x6,5 cm 231/2"x231/2"x25/8"	60x60	ML05L682AA	ML04L682AA	ML02L682AA	ML03L682AA	231	1	
	60x60x14 cm 231/2"x231/2"x51/2"	60x60	ML05L682BA	ML04L682BA	ML02L682BA	ML03L682BA	281	1	
	80x80x6,5 cm 311/2"x311/2"x25/8"	80x80	ML05L882AA	ML04L882AA	ML02L882AA	ML03L882AA	337	1	
	80x80x14 cm 311/2"x311/2"x51/2"	80x80	ML05L882BA	ML04L882BA	ML02L882BA	ML03L882BA	400	1	
 Bordo L	15x15x60 cm 6"x6"x231/2"	60x60	ML05BR	ML04BR	ML02BR	ML03BR	100	2	
	15x15x80 cm 6"x6"x311/2"	80x80	ML05BR8	ML04BR8	ML02BR8	ML03BR8	156	2	
 Gocciolatoio Costa Lucida	30x60 cm 1178"x231/2"	60x60	ML05SG6	ML04SG6	ML02SG6	ML03SG6	75	2	
	80x80 cm 311/2"x311/2"	80x80	ML05SG8	ML04SG8	ML02SG8	ML03SG8	156	1	













Allure 30x120

	DIMENSIONE PEZZO ITEM SIZE	FONDI ABBINATI MATCHING REGULAR TILES	ROVERE AMANDE	ROVERE NATUREL	OLMO AMBRÉ	PREZZO PRICE	PCS BOX
 Gradone Assemblato	30x120 cm 11 ^{7/8} "x47 ^{1/4} "	30x120	AR02G5A	AR03G5A	AR04G5A	■ 230	2
 Gradone Angolare Assemblato DX e SX	30x120 cm 11 ^{7/8} "x47 ^{1/4} "	30x120	DX AR02D5A	AR03D5A	AR04D5A	■ 418	2
			SX AR02S5A	AR03S5A	AR04S5A	■ 418	2
 Angolare Interno Assemblato 45°	30x120 cm 11 ^{7/8} "x47 ^{1/4} " 2 pz	30x120	AR02AI5A	AR03AI5A	AR04AI5A	■ 518	1 set
 Angolare Esterno Assemblato 45°	30x120 cm 11 ^{7/8} "x47 ^{1/4} " 2 pz	30x120	AR02AE5A	AR03AE5A	AR04AE5A	■ 518	1 set
 Alzata con Scuretto	20x120 cm 8"x47 ^{1/4} "	30x120	AR02AL2	AR03AL2	AR04AL2	■ 81	2
 Gradone con Toro	30x120 cm 11 ^{7/8} "x47 ^{1/4} "	30x120	AR02G5R	AR03G5R	AR04G5R	■ 146	2
 Gradone Angolare con Toro DX e SX	30x120 cm 11 ^{7/8} "x47 ^{1/4} "	30x120	DX AR02D5R	AR03D5R	AR04D5R	■ 242	2
			SX AR02S5R	AR03S5R	AR04S5R	■ 242	2
 Angolare Interno con Toro 45°	30x120 cm 11 ^{7/8} "x47 ^{1/4} " 2 pz	30x120	AR02AI5R	AR03AI5R	AR04AI5R	■ 387	1 set
 Angolare Esterno con Toro 45°	30x120 cm 11 ^{7/8} "x47 ^{1/4} " 2 pz	30x120	AR02AE5R	AR03AE5R	AR04AE5R	■ 387	1 set
 Gradone Costa Lucida	30x120 cm 11 ^{7/8} "x47 ^{1/4} "	30x120	AR02G5S	AR03G5S	AR04G5S	■ 146	2
 Angolare Interno Costa Lucida 45°	30x120 cm 11 ^{7/8} "x47 ^{1/4} " 2 pz	30x120	AR02AI5S	AR03AI5S	AR04AI5S	■ 387	1 set
 Angolare Esterno Costa Lucida 45°	30x120 cm 11 ^{7/8} "x47 ^{1/4} " 2 pz	30x120	AR02AE5S	AR03AE5S	AR04AE5S	■ 387	1 set












Allure 30x120

	DIMENSIONE PEZZO ITEM SIZE	FONDI ABBINATI MATCHING REGULAR TILES	ROVERE AMANDE	ROVERE NATUREL	OLMO AMBRÉ	PREZZO PRICE	PCS BOX
 Canalina	8x14x60 cm 3 ^{1/8} "x5 ^{1/2} "x23 ^{1/2} "	30x120	AR02CA6	AR03CA6	AR04CA6	■ 131	2
 Canalina Angolare	8x14x60 cm 3 ^{1/8} "x5 ^{1/2} "x23 ^{1/2} " 2 pz	30x120	AR02CAA6	AR03CAA6	AR04CAA6	■ 386	1 set
			AR02CAC6	AR03CAC6	AR04CAC6	■ 187	1
 Canalina a Bordo Chiuso	8x14x60 cm 3 ^{1/8} "x5 ^{1/2} "x23 ^{1/2} "	30x120	AR02CAC6	AR03CAC6	AR04CAC6	■ 187	1
 Griglia	14x60 cm 5 ^{1/2} "x23 ^{1/2} "	30x120	AR02GG6	AR03GG6	AR04GG6	■ 237	2
 Griglia Angolare	14x60 cm 5 ^{1/2} "x23 ^{1/2} " 2 pz	30x120	AR02GGA6	AR03GGA6	AR04GGA6	■ 512	1 set
			AR02LDA2A	AR03LDA2A	AR04LDA2A	■ 200	1
 Elemento a L Lato 120	30x120x6,5 cm 11 ^{7/8} "x47 ^{1/4} "x2 ^{5/8} "	30x120	AR02LDA2B	AR03LDA2B	AR04LDA2B	■ 238	1
			AR02LDA2A3	AR03LDA2A3	AR04LDA2A3	■ 200	1
 Elemento a L Lato 30	30x120x14 cm 11 ^{7/8} "x47 ^{1/4} "x5 ^{1/2} "	30x120	AR02LDA2B3	AR03LDA2B3	AR04LDA2B3	■ 238	1
			DX AR02LDA2AD	AR03LDA2AD	AR04LDA2AD	■ 350	1
 Elemento L Angolare DX e SX	30x120x6,5 cm 11 ^{7/8} "x47 ^{1/4} "x2 ^{5/8} "	30x120	SX AR02LDA2AS	AR03LDA2AS	AR04LDA2AS	■ 350	1
			DX AR02LDA2BD	AR03LDA2BD	AR04LDA2BD	■ 444	1
 Bordo L	20x20x120 cm 8"x8"x47 ^{1/4} "	30x120	SX AR02LDA2BS	AR03LDA2BS	AR04LDA2BS	■ 444	1
			AR02BR2	AR03BR2	AR04BR2	■ 231	2
 Gocciolatoio Costa Lucida	20x120 cm 8"x47 ^{1/4} "	30x120	AR02SG2	AR03SG2	AR04SG2	■ 150	2

My Plank 40x120

	DIMENSIONE PEZZO ITEM SIZE	FONDI ABBINATI MATCHING REGULAR TILES	RESERVE	CLASSIC	HERITAGE	PREZZO PRICE	PCS BOX
 Gradone Assemblato	40x120 cm 15 ^{3/4} x47 ^{1/4} "	40x120	MY03G2A	MY02G2A	MY04G2A	■ 242	2
 Gradone Angolare Assemblato DX e SX	40x120 cm 15 ^{3/4} x47 ^{1/4} "	40x120	DX MY03D2A	MY02D2A	MY04D2A	■ 418	2
			SX MY03S2A	MY02S2A	MY04S2A	■ 418	2
 Angolare Interno Assemblato 45°	40x120 cm 15 ^{3/4} x47 ^{1/4} " 2 pz	40x120	MY03AI2A	MY02AI2A	MY04AI2A	■ 600	1 set
 Angolare Esterno Assemblato 45°	40x120 cm 15 ^{3/4} x47 ^{1/4} " 2 pz	40x120	MY03AE2A	MY02AE2A	MY04AE2A	■ 600	1 set
 Alzata con Scuretto	20x120 cm 8"x47 ^{1/4} "	40x120	MY03AL2	MY02AL2	MY04AL2	■ 81	2
 Gradone con Toro	40x120 cm 15 ^{3/4} x47 ^{1/4} "	40x120	MY03G2R	MY02G2R	MY04G2R	■ 156	2
 Gradone Angolare con Toro DX e SX	40x120 cm 15 ^{3/4} x47 ^{1/4} "	40x120	DX MY03D2R	MY02D2R	MY04D2R	■ 243	2
			SX MY03S2R	MY02S2R	MY04S2R	■ 243	2
 Angolare Interno con Toro 45°	40x120 cm 15 ^{3/4} x47 ^{1/4} " 2 pz	40x120	MY03AI2R	MY02AI2R	MY04AI2R	■ 406	1 set
 Angolare Esterno con Toro 45°	40x120 cm 15 ^{3/4} x47 ^{1/4} " 2 pz	40x120	MY03AE2R	MY02AE2R	MY04AE2R	■ 406	1 set
 Gradone Costa Lucida	40x120 cm 15 ^{3/4} x47 ^{1/4} "	40x120	MY03G2S	MY02G2S	MY04G2S	■ 156	2
 Angolare Interno Costa Lucida 45°	40x120 cm 15 ^{3/4} x47 ^{1/4} " 2 pz	40x120	MY03AI2S	MY02AI2S	MY04AI2S	■ 406	1 set
 Angolare Esterno Costa Lucida 45°	40x120 cm 15 ^{3/4} x47 ^{1/4} " 2 pz	40x120	MY03AE2S	MY02AE2S	MY04AE2S	■ 406	1 set

My Plank 40x120

	DIMENSIONE PEZZO ITEM SIZE	FONDI ABBINATI MATCHING REGULAR TILES	RESERVE	CLASSIC	HERITAGE	PREZZO PRICE	PCS BOX
 Canalina	8x14x60 cm 3 ^{1/8} x5 ^{1/2} x23 ^{1/2} "	40x120	MY03CA6	MY02CA6	MY04CA6	■ 131	2
 Canalina Angolare	8x14x60 cm 3 ^{1/8} x5 ^{1/2} x23 ^{1/2} " 2 pz	40x120	MY03CAA6	MY02CAA6	MY04CAA6	■ 368	1 set
			MY03CAC6	MY02CAC6	MY04CAC6	■ 187	1
 Canalina a Bordo Chiuso	8x14x60 cm 3 ^{1/8} x5 ^{1/2} x23 ^{1/2} "	40x120	MY03CAC6	MY02CAC6	MY04CAC6	■ 187	1
 Griglia	14x60 cm 5 ^{1/2} x23 ^{1/2} "	40x120	MY03GG6	MY02GG6	MY04GG6	■ 237	2
 Griglia Angolare	14x60 cm 5 ^{1/2} x23 ^{1/2} " 2 pz	40x120	MY03GGA6	MY02GGA6	MY04GGA6	■ 512	1 set
			MY03LCA2A	MY02LCA2A	MY04LCA2A	■ 225	1
 Elemento a L Lato 120	40x120x6,5 cm 15 ^{3/4} x47 ^{1/4} x2 ^{5/8} "	40x120	MY03LCA2A	MY02LCA2A	MY04LCA2A	■ 225	1
	40x120x14 cm 15 ^{3/4} x47 ^{1/4} x5 ^{1/2} "	40x120	MY03LCA2B	MY02LCA2B	MY04LCA2B	■ 275	1
 Elemento a L Lato 40	40x120x6,5 cm 15 ^{3/4} x47 ^{1/4} x2 ^{5/8} "	40x120	MY03LCA2A4	MY02LCA2A4	MY04LCA2A4	■ 225	1
	40x120x14 cm 15 ^{3/4} x47 ^{1/4} x5 ^{1/2} "	40x120	MY03LCA2B4	MY02LCA2B4	MY04LCA2B4	■ 275	1
 Elemento L Angolare DX e SX	40x120x6,5 cm 15 ^{3/4} x47 ^{1/4} x2 ^{5/8} "	40x120	DX MY03LCA2AD	MY02LCA2AD	MY04LCA2AD	■ 338	1
			SX MY03LCA2AS	MY02LCA2AS	MY04LCA2AS	■ 338	1
 Elemento L Angolare DX e SX	40x120x14 cm 15 ^{3/4} x47 ^{1/4} x5 ^{1/2} "	40x120	DX MY03LCA2BD	MY02LCA2BD	MY04LCA2BD	■ 494	1
			SX MY03LCA2BS	MY02LCA2BS	MY04LCA2BS	■ 494	1
 Bordo L	20x22x120 cm 8"x8 ^{5/8} x47 ^{1/4} "	40x120	MY03BR2	MY02BR2	MY04BR2	■ 231	2
 Gocciolatoio Costa Lucida	20x120 cm 8"x47 ^{1/4} "	40x120	MY03SG2	MY02SG2	MY04SG2	■ 150	2

SIZE CHART AND PACKING

LE DIMENSIONI OPERATIVE DEI SINGOLI FORMATI SONO: / THE WORKING SIZES OF THE INDIVIDUAL COMMERCIAL SIZES ARE:
 DIE OPERATIVEN ABMESSUNGEN DER EINZELNEN FORMATE SIND: / LES DIMENSIONS UTILES DES FORMATS SONT LES SUIVANTES:
 LAS DIMENSIONES OPERATIVAS DE CADA FORMATO SON: / ПРОДУКЦИЯ УПАКОВЫВАЕТСЯ РАЗНЫМИ СПОСОБАМИ, В ЗАВИСИМОСТИ ОТ РАЗМЕРА.

600x1200 mm = 596,5x1195 mm 800x800 mm = 797x797 mm 200x200 mm = 197,5x197,5 mm
 400x1200 mm = 397,2x1195 mm 600x600 mm = 596,5x596,5 mm
 300x1200 mm = 297,2x1195 mm 200x300 mm = 197,5x297,2 mm

20 mm Antislip

IMBALLI / PACKING
 VERPACKUNGEN / EMBALLAGES / EMBALAJES / УПАКОВКИ

		PCS / BOX	M ² / BOX	KG / BOX	PCS / PALLET	M ² / PALLET	KG / PALLET
	60x120 cm - 23 ^{1/2} "x47 ^{1/4} "	PZ / PCS 01	M ² 0,72 SQ.FT. 7,74	KG 32,42 LBS 71,34	PZ / PCS 36	M ² 25,92 SQ.FT. 278,97	KG 1.185,00 LBS 2.607,00
	60x120 cm - 23 ^{1/2} "x47 ^{1/4} " TERRE/NUANCES	PZ / PCS 01	M ² 0,72 SQ.FT. 7,74	KG 32,42 LBS 71,34	PZ / PCS 32	M ² 23,04 SQ.FT. 247,97	KG 1.059,55 LBS 2.331,00
	40x120 cm - 16"x47 ^{1/4} "	PZ / PCS 02	M ² 0,96 SQ.FT. 10,33	KG 42,54 LBS 93,58	PZ / PCS 24	M ² 23,04 SQ.FT. 247,97	KG 1.040,98 LBS 2.290,15
	30x120 cm - 11 ^{7/8} "x47 ^{1/4} "	PZ / PCS 02	M ² 0,72 SQ.FT. 7,74	KG 32,41 LBS 71,30	PZ / PCS 30	M ² 21,60 SQ.FT. 232,48	KG 992,18 LBS 2.182,79
	80x80 cm - 31 ^{1/2} "x31 ^{1/2} "	PZ / PCS 01	M ² 0,64 SQ.FT. 6,88	KG 28,27 LBS 62,19	PZ / PCS 40	M ² 25,60 SQ.FT. 275,53	KG 1.151,12 LBS 2.532,46
	60x60 cm - 23 ^{1/2} "x23 ^{1/2} "	PZ / PCS 02	M ² 0,72 SQ.FT. 7,74	KG 32,84 LBS 72,24	PZ / PCS 30	M ² 21,60 SQ.FT. 232,48	KG 1.005,32 LBS 2.211,70

SPECIAL PIECES PACKING

20 mm Antislip

IMBALLI / PACKING / VERPACKUNGEN / EMBALLAGES / EMBALAJES / УПАКОВКИ

		PCS / BOX	M ² / BOX	KG / BOX
	30x60 cm - 11 ^{7/8} "x23 ^{1/2} "	PZ / PCS 03	M ² 0,54 SQ.FT. 5,81	KG 24,30 LBS 53,46
	40x80 cm - 15 ^{3/4} "x31 ^{1/2} "	PZ / PCS 02	M ² 0,64 SQ.FT. 6,88	KG 28,60 LBS 62,92
	30x120 cm - 11 ^{7/8} "x47 ^{1/4} "	PZ / PCS 02	M ² 0,72 SQ.FT. 7,74	KG 32,36 LBS 71,19
	40x120 cm - 15 ^{3/4} "x47 ^{1/4} "	PZ / PCS 01	M ² 0,48 SQ.FT. 5,16	KG 21,56 LBS 47,43
	30x60 cm - 11 ^{7/8} "x23 ^{1/2} "	PZ / PCS 03	M ² 0,54 SQ.FT. 5,81	KG 24,20 LBS 53,24
	40x80 cm - 15 ^{3/4} "x31 ^{1/2} "	PZ / PCS 02	M ² 0,64 SQ.FT. 6,88	KG 28,26 LBS 62,17
	30x120 cm - 11 ^{7/8} "x47 ^{1/4} "	PZ / PCS 02	M ² 0,72 SQ.FT. 7,74	KG 32,24 LBS 70,92
	40x120 cm - 15 ^{3/4} "x47 ^{1/4} "	PZ / PCS 01	M ² 0,48 SQ.FT. 5,16	KG 21,56 LBS 47,43
	30x60 cm - 11 ^{7/8} "x23 ^{1/2} "	PZ / PCS 03	M ² 0,54 SQ.FT. 5,81	KG 24,60 LBS 54,12
	40x80 cm - 15 ^{3/4} "x31 ^{1/2} "	PZ / PCS 02	M ² 0,64 SQ.FT. 6,88	KG 28,26 LBS 62,17
	30x120 cm - 11 ^{7/8} "x47 ^{1/4} "	PZ / PCS 02	M ² 0,72 SQ.FT. 7,74	KG 32,24 LBS 70,92
	40x120 cm - 15 ^{3/4} "x47 ^{1/4} "	PZ / PCS 02	M ² 0,96 SQ.FT. 10,33	KG 21,56 LBS 47,43
	30x60 cm - 11 ^{7/8} "x23 ^{1/2} "	PZ / PCS 02	M ² 0,36 SQ.FT. 3,87	KG 15,91 LBS 35,00
	40x80 cm - 15 ^{3/4} "x31 ^{1/2} "	PZ / PCS 02	M ² 0,64 SQ.FT. 6,88	KG 27,58 LBS 60,67
	30x120 cm - 11 ^{7/8} "x47 ^{1/4} "	PZ / PCS 02	M ² 0,72 SQ.FT. 7,74	KG 31,48 LBS 69,25
	40x120 cm - 15 ^{3/4} "x47 ^{1/4} "	PZ / PCS 02	M ² 0,48 SQ.FT. 5,16	KG 42,34 LBS 93,14
	20x80 cm - 8"x31 ^{1/2} "	PZ / PCS 02	M ² 0,32 SQ.FT. 3,44	KG 14,13 LBS 31,08
	20x120 cm - 8"x47 ^{1/4} "	PZ / PCS 02	M ² 0,48 SQ.FT. 5,16	KG 21,40 LBS 47,08
	30x60 cm - 11 ^{7/8} "x23 ^{1/2} "	PZ / PCS 03	M ² 0,54 SQ.FT. 5,81	KG 24,30 LBS 53,46
	40x80 cm - 15 ^{3/4} "x31 ^{1/2} "	PZ / PCS 02	M ² 0,64 SQ.FT. 6,88	KG 28,26 LBS 62,17
	30x120 cm - 11 ^{7/8} "x47 ^{1/4} "	PZ / PCS 02	M ² 0,72 SQ.FT. 7,74	KG 32,24 LBS 70,92
	40x120 cm - 15 ^{3/4} "x47 ^{1/4} "	PZ / PCS 01	M ² 0,48 SQ.FT. 5,16	KG 21,50 LBS 47,30

SPECIAL PIECES PACKING

20 mm Antislip

IMBALLI / PACKING / VERPACKUNGEN / EMBALLAGES / EMBALAJES / УПАКОВКИ

		PCS / BOX	M ² / BOX	KG / BOX
	30x60 cm - 11 ^{7/8} "x23 ^{1/2} "	PZ / PCS 02	M ² 0,36 SQ.FT. 3,87	KG 15,91 LBS 35,00
	40x80 cm - 15 ^{3/4} "x31 ^{1/2} "	PZ / PCS 02	M ² 0,64 SQ.FT. 6,88	KG 27,58 LBS 60,67
	30x120 cm - 11 ^{7/8} "x47 ^{1/4} "	PZ / PCS 02	M ² 0,72 SQ.FT. 7,74	KG 32,08 LBS 70,57
	40x120 cm - 15 ^{3/4} "x47 ^{1/4} "	PZ / PCS 02	M ² 0,48 SQ.FT. 5,16	KG 42,34 LBS 93,14
	30x60 cm - 11 ^{7/8} "x23 ^{1/2} "	PZ / PCS 02	M ² 0,36 SQ.FT. 3,87	KG 15,91 LBS 35,00
	40x80 cm - 15 ^{3/4} "x31 ^{1/2} "	PZ / PCS 02	M ² 0,64 SQ.FT. 6,88	KG 27,58 LBS 60,67
	30x120 cm - 11 ^{7/8} "x47 ^{1/4} "	PZ / PCS 02	M ² 0,72 SQ.FT. 7,74	KG 32,08 LBS 70,57
	40x120 cm - 15 ^{3/4} "x47 ^{1/4} "	PZ / PCS 02	M ² 0,48 SQ.FT. 5,16	KG 42,34 LBS 93,14
	60x60 cm - 23 ^{1/2} "x23 ^{1/2} " radius 30 cm 11 ^{7/8} "	PZ / PCS 01	M ² 0,36 SQ.FT. 3,87	KG 15,91 LBS 35,00
	80x80 cm - 31 ^{1/2} "x31 ^{1/2} " radius 40 cm 15 ^{3/4} "	PZ / PCS 01	M ² 0,64 SQ.FT. 6,88	KG 27,58 LBS 60,67
	30x60 cm - 11 ^{7/8} "x23 ^{1/2} "	PZ / PCS 03	M ² 0,54 SQ.FT. 5,81	KG 24,00 LBS 52,80
	40x80 cm - 15 ^{3/4} "x31 ^{1/2} "	PZ / PCS 02	M ² 0,64 SQ.FT. 6,88	KG 27,58 LBS 60,67
	30x120 cm - 11 ^{7/8} "x47 ^{1/4} "	PZ / PCS 02	M ² 0,72 SQ.FT. 7,74	KG 32,24 LBS 70,92
	40x120 cm - 15 ^{3/4} "x47 ^{1/4} "	PZ / PCS 02	M ² 0,96 SQ.FT. 10,33	KG 43,00 LBS 94,60
	30x60 cm - 11 ^{7/8} "x23 ^{1/2} "	PZ / PCS 02	M ² 0,36 SQ.FT. 3,87	KG 15,91 LBS 35,00
	40x80 cm - 15 ^{3/4} "x31 ^{1/2} "	PZ / PCS 02	M ² 0,64 SQ.FT. 6,88	KG 27,58 LBS 60,67
	30x120 cm - 11 ^{7/8} "x47 ^{1/4} "	PZ / PCS 02	M ² 0,72 SQ.FT. 7,74	KG 31,48 LBS 69,25
	40x120 cm - 15 ^{3/4} "x47 ^{1/4} "	PZ / PCS 02	M ² 0,48 SQ.FT. 5,16	KG 42,34 LBS 93,14
	30x60 cm - 11 ^{7/8} "x23 ^{1/2} "	PZ / PCS 02	M ² 0,36 SQ.FT. 3,87	KG 15,91 LBS 35,00
	40x80 cm - 15 ^{3/4} "x31 ^{1/2} "	PZ / PCS 02	M ² 0,64 SQ.FT. 6,88	KG 27,58 LBS 60,67
	40x120 cm - 15 ^{3/4} "x47 ^{1/4} "	PZ / PCS 02	M ² 0,48 SQ.FT. 5,16	KG 42,34 LBS 93,14
	30x60 cm - 11 ^{7/8} "x23 ^{1/2} "	PZ / PCS 02	M ² 0,96 SQ.FT. 10,33	KG 15,91 LBS 35,00
	40x80 cm - 15 ^{3/4} "x31 ^{1/2} "	PZ / PCS 02	M ² 0,64 SQ.FT. 6,88	KG 27,58 LBS 60,67
	40x120 cm - 15 ^{3/4} "x47 ^{1/4} "	PZ / PCS 02	M ² 0,72 SQ.FT. 7,74	KG 31,48 LBS 69,25
	8x14x60 cm - 3 ^{1/8} "x5 ^{1/2} "x23 ^{1/2} "	PZ / PCS 02	M ² 0,16 SQ.FT. 1,72	KG 8,00 LBS 17,40
	8x16x80 cm - 3 ^{1/8} "x6 ^{1/8} "x31 ^{1/2} "	PZ / PCS 02	M ² 0,25 SQ.FT. 2,69	KG 19,34 LBS 42,54
	8x14x60 cm - 3 ^{1/8} "x5 ^{1/2} "x23 ^{1/2} "	PZ / PCS 02	M ² 0,32 SQ.FT. 3,44	KG 7,42 LBS 16,32
	8x16x80 cm - 3 ^{1/8} "x6 ^{1/8} "x31 ^{1/2} "	PZ / PCS 02	M ² 0,50 SQ.FT. 5,38	KG 11,03 LBS 24,26
	8x14x60 cm - 3 ^{1/8} "x5 ^{1/2} "x23 ^{1/2} "	PZ / PCS 01	M ² 0,32 SQ.FT. 3,44	KG 3,71 LBS 8,16
	8x16x80 cm - 3 ^{1/8} "x6 ^{1/8} "x31 ^{1/2} "	PZ / PCS 01	M ² 0,12 SQ.FT. 1,29	KG 5,51 LBS 12,12
	14x60 cm - 5 ^{1/2} "x23 ^{1/2} "	PZ / PCS 02	M ² 0,16 SQ.FT. 1,72	KG 8,00 LBS 17,60
	16x80 cm - 6 ^{1/2} "x31 ^{1/2} "	PZ / PCS 02	M ² 0,12 SQ.FT. 1,29	KG 11,03 LBS 24,26
	14x60 cm - 5 ^{1/2} "x23 ^{1/2} "	PZ / PCS 02	M ² 0,32 SQ.FT. 3,44	KG 7,42 LBS 16,32
	16x80 cm - 6 ^{1/2} "x31 ^{1/2} "	PZ / PCS 02	M ² 0,50 SQ.FT. 5,38	KG 11,03 LBS 24,26
	60x60x6,5 cm - 23 ^{1/2} "x23 ^{1/2} "x2 ^{5/8} "	PZ / PCS 01	M ² 0,36 SQ.FT. 3,87	KG 15,91 LBS 35,00
	60x60x14 cm - 23 ^{1/2} "x23 ^{1/2} "x5 ^{1/2} "	PZ / PCS 01	M ² 0,36 SQ.FT. 3,87	KG 15,91 LBS 35,00
	80x80x6,5 cm - 31 ^{1/2} "x31 ^{1/2} "x2 ^{5/8} "	PZ / PCS 01	M ² 0,64 SQ.FT. 6,88	KG 27,58 LBS 60,67
	80x80x14 cm - 31 ^{1/2} "x31 ^{1/2} "x5 ^{1/2} "	PZ / PCS 01	M ² 0,64 SQ.FT. 6,88	KG 27,58 LBS 60,67
	30x120x6,5 cm - 11 ^{7/8} "x47 ^{1/4} "x2 ^{5/8} "	PZ / PCS 01	M ² 0,36 SQ.FT. 3,87	KG 15,74 LBS 34,62
	30x120x14 cm - 11 ^{7/8} "x47 ^{1/4} "x5 ^{1/2} "	PZ / PCS 01	M ² 0,36 SQ.FT. 3,87	KG 15,74 LBS 34,62
	40x120x6,5 cm - 15 ^{3/4} "x47 ^{1/4} "x2 ^{5/8} "	PZ / PCS 01	M ² 0,48 SQ.FT. 5,16	KG 21,17 LBS 46,57
	40x120x14 cm - 15 ^{3/4} "x47 ^{1/4} "x5 ^{1/2} "	PZ / PCS 01	M ² 0,48 SQ.FT. 5,16	KG 21,17 LBS 46,57
	60x120x6,5 cm - 23 ^{1/2} "x47 ^{1/4} "x2 ^{5/8} "	PZ / PCS 01	M ² 0,72 SQ.FT. 7,74	KG 32,08 LBS 70,57
	60x120x14 cm - 23 ^{1/2} "x47 ^{1/4} "x5 ^{1/2} "	PZ / PCS 01	M ² 0,72 SQ.FT. 7,74	KG 32,08 LBS 70,57
	30x120x6,5 cm - 11 ^{7/8} "x47 ^{1/4} "x2 ^{5/8} "	PZ / PCS 01	M ² 0,36 SQ.FT. 3,87	KG 15,74 LBS 34,62
	30x120x14 cm - 11 ^{7/8} "x47 ^{1/4} "x5 ^{1/2} "	PZ / PCS 01	M ² 0,36 SQ.FT. 3,87	KG 15,74 LBS 34,62
	40x120x6,5 cm - 15 ^{3/4} "x47 ^{1/4} "x2 ^{5/8} "	PZ / PCS 01	M ² 0,48 SQ.FT. 5,16	KG 21,17 LBS 46,57
	40x120x14 cm - 15 ^{3/4} "x47 ^{1/4} "x5 ^{1/2} "	PZ / PCS 01	M ² 0,48 SQ.FT. 5,16	KG 21,17 LBS 46,57
	60x120x6,5 cm - 23 ^{1/2} "x47 ^{1/4} "x2 ^{5/8} "	PZ / PCS 01	M ² 0,72 SQ.FT. 7,74	KG 32,08 LBS 70,57
	60x120x14 cm - 23 ^{1/2} "x47 ^{1/4} "x5 ^{1/2} "	PZ / PCS 01	M ² 0,72 SQ.FT. 7,74	KG 32,08 LBS 70,57
	60x60x14 cm - 23 ^{1/2} "x23 ^{1/2} "x5 ^{1/2} "	PZ / PCS 01	M ² 0,36 SQ.FT. 3,87	KG 15,91 LBS 35,00
	80x80x6,5 cm - 31 ^{1/2} "x31 ^{1/2} "x2 ^{5/8} "	PZ / PCS 01	M ² 0,64 SQ.FT. 6,88	KG 27,58 LBS 60,67
	80x80x14 cm - 31 ^{1/2} "x31 ^{1/2} "x5 ^{1/2} "	PZ / PCS 01	M ² 0,64 SQ.FT. 6,88	KG 27,58 LBS 60,67
	30x120x6,5 cm - 11 ^{7/8} "x47 ^{1/4} "x2 ^{5/8} "	PZ / PCS 01	M ² 0,36 SQ.FT. 3,87	KG 15,74 LBS 34,62
	30x120x14 cm - 11 ^{7/8} "x47 ^{1/4} "x5 ^{1/2} "	PZ / PCS 01	M ² 0,36 SQ.FT. 3,87	KG 15,74 LBS 34,62
	40x120x6,5 cm - 15 ^{3/4} "x47 ^{1/4} "x2 ^{5/8} "	PZ / PCS 01	M ² 0,48 SQ.FT. 5,16	KG 21,17 LBS 46,57
	40x120x14 cm - 15 ^{3/4} "x47 ^{1/4} "x5 ^{1/2} "	PZ / PCS 01	M ² 0,48 SQ.FT. 5,16	KG 21,17 LBS 46,57
	60x120x6,5 cm - 23 ^{1/2} "x47 ^{1/4} "x2 ^{5/8} "	PZ / PCS 01	M ² 0,72 SQ.FT. 7,74	KG 32,08 LBS 70,57
	60x120x14 cm - 23 ^{1/2} "x47 ^{1/4} "x5 ^{1/2} "	PZ / PCS 01	M ² 0,72 SQ.FT. 7,74	KG 32,08 LBS 70,57
	15x15x60 cm - 6"x6"x23 ^{1/2} "	PZ / PCS 02	M ² 0,18 SQ.FT. 1,93	KG 8,00 LBS 17,60
	15x15x80 cm - 6"x6"x31 ^{1/2} "			

OUR NAME STANDS FOR TECHNICAL AND AESTHETIC EXCELLENCE.



Portiamo con orgoglio in tutto il mondo materiali che esprimono al meglio la cultura estetica, l'eccellenza stilistica e tecnica del Made in Italy.

Sul mercato internazionale, il nostro nome è sinonimo di grès porcellanato dalle altissime prestazioni tecniche ed estetiche e attraverso la trasformazione di materie prime di assoluta qualità otteniamo progetti ceramici capaci d'interpretare le molteplici esigenze di un mondo in costante evoluzione.

Around the world, we proudly promote materials that best express that Made in Italy aesthetic, style and technical excellence.

On the international market, our name is synonymous with porcelain stoneware that offers extremely high technical and aesthetic performance. We transform top quality raw materials into ceramic projects able to interpret the many requirements of a continuously evolving world.



Il prestigioso marchio d'origine Ceramics of Italy contrassegna solamente i prodotti realizzati in Italia, che rappresentano i valori appartenenti all'industria ceramica da decenni.

ITALGRANITI GROUP sostiene il codice etico di Confindustria Ceramica che, dalla **produzione 100% Made in Italy alla responsabilità sociale e ambientale, promuove una politica industriale seria e trasparente.**

Ceramics of Italy is the certified brand of origin which exclusively marks all products fully manufactured in Italy representing the decades old values system of the Italian Ceramic Industry.

We support all those values promoted by the Confindustria Ceramica code of ethics, from **100% Italian production to social and environmental responsibility.**



QUALITY SYSTEM MANAGEMENT

La **certificazione UNI ISO 9001 2015** è riconosciuta a livello internazionale e rappresenta una garanzia di eccellenza e qualità del proprio sistema di gestione. ITALGRANITI GROUP ha deciso di intraprendere spontaneamente questo importante percorso adottando un insieme di regole, responsabilità e controlli per **migliorare l'efficienza dei processi e la soddisfazione del cliente, accrescere la propria competitività e mantenere la conformità ai più alti standard qualitativi.**

UNI ISO 9001 2015 certification is internationally recognised and represents a guarantee of the excellence and quality of the management system. ITALGRANITI GROUP decided of its own accord to undertake this important process, adopting a set of rules, responsibilities and checks to **improve the efficiency of processes and customer satisfaction, to boost its competitiveness and maintain compliance with the highest quality standards.**



SAFETY SYSTEM MANAGEMENT

La salute e il benessere dei lavoratori sono interessi primari per ITALGRANITI GROUP. L'ottenimento della **certificazione UNI ISO 45001** rafforza una cultura d'impresa che vede la sicurezza non solo come a un adempimento normativo, ma come parte essenziale dei processi lavorativi. La normativa è **uno strumento necessario per generare un nuovo modello di competitività sostenibile** che possa migliorare la crescita di tutte le performance aziendali.

The health and wellbeing of employees are crucial priorities for ITALGRANITI GROUP. The attainment of **UNI ISO 45001 certification** strengthens a business culture that sees safety not simply as a question of regulatory compliance, but as an essential part of working processes. Regulation is **a necessary tool for generating a new model of sustainable competitiveness** that can improve company performance across the board.

ECO-SUSTAINABLE DEVELOPMENT.



ENVIRONMENTAL MANAGEMENT

Italgraniti Group opera in conformità alle normative ambientali previste dalla certificazione ISO 14001 e del regolamento EMAS, ottenuta da oltre 10 anni. La certificazione europea EMAS (Eco-Management and Audit Scheme) misura e controlla il ridotto impatto sull'ambiente dei siti produttivi, attraverso un sistema di gestione ambientale basato su rigorosi parametri.

ITALGRANITI GROUP CONTRIBUISCE ALL'EFFICIENZA ENERGETICA ATTRAVERSO:

- 100% di riciclaggio delle acque utilizzate
- 100% riciclo degli scarti crudi e cotti
- 100% riciclo del packaging e dei pallet
- 90% di riciclo dei rifiuti.

Italgraniti Group conforms with the environmental regulations envisaged by the ISO 14001 certification and by the EMAS certification, obtained more than 10 years ago. The European EMAS (Eco-Management and Audit Scheme) certification measures and controls the reduced environmental impact of production sites, through an environmental management system based on strict parameters.

ITALGRANITI GROUP CONTRIBUTES TOWARDS ENERGY EFFICIENCY THROUGH:

- 100% recycling of waters used
- 100% recycling of unfired and fired waste
- 100% recycling of packaging and pallets
- 90% recycling of waste.



BASSE EMISSIONI DI GAS IN ATMOSFERA
LOW ATMOSPHERIC GAS EMISSIONS



100% RISPARMIO CONSUMI IDRICI
100% WATER CONSUMPTION SAVINGS



100% RICICLO DEGLI SCARTI CRUDI
100% RECYCLING OF UNFIRED WASTE



100% RICICLO DEGLI SCARTI COTTI
100% RECYCLING OF FIRED WASTE



100% PACKAGING RICICLATO
100% RECYCLED PACKAGING



90% RICICLO DEI RIFIUTI INDUSTRIALI
90% RECYCLING OF INDUSTRIAL WASTE



MONITORAGGIO INQUINAMENTO ACUSTICO
NOISE POLLUTION MONITORING



100% PALLET RICICLATI
100% RECYCLED PALLETS



LEED COMPLIANT

LEED™ è un sistema di certificazione volontario, per la progettazione, costruzione e gestione di edifici sostenibili ad alte prestazioni; promuove un sistema di progettazione integrata che riguarda l'intero edificio. È sviluppato dall'U.S. GREEN BUILDING COUNCIL (USGBC) associazione che fornisce un approccio globale alla sostenibilità dando un riconoscimento alle performance virtuose in aree chiave della salute umana ed ambientale. Il sistema si basa sull'attribuzione di crediti per ciascuno dei requisiti caratterizzanti la sostenibilità dell'edificio. Dalla somma dei crediti deriva il livello di certificazione ottenuto.

LEED™ is a voluntary certification system, for the design, construction and management of high performance sustainable buildings; it promotes an integrated design system that concerns the whole building. It is developed by the U.S. GREEN BUILDING COUNCIL (USGBC), an association which provides a global approach to sustainability, providing recognition for virtuous performance levels in key areas of human and environmental health. The system is based on rating credits for each of the requisites featuring the sustainability of the building. The sum of the credits composes the certification level achieved.

ECO-SUSTAINABLE DEVELOPMENT.



Italgraniti Group è membro del Green Building Council Italia, organizzazione che promuove la cultura e la pratica dell'edilizia sostenibile in un contesto che rispetti le esigenze dell'uomo, della collettività e dell'ambiente.

Italgraniti Group is a member of the Green Building Council Italia, an organisation that promotes the culture and practice of sustainable construction in a context that respects the needs of mankind, the collective whole and the environment.



Tutti i prodotti Italgraniti Group contengono un'elevata percentuale di materie prime riciclate. Questa importante caratteristica contribuisce all'ottenimento di crediti LEED® e WELL™.

All Italgraniti Group products contain a large percentage of recycled raw materials. This significant characteristic contributes towards obtaining LEED® and WELL™ credits.



EPD (Environmental Product Declaration), è una certificazione volontaria che mette in evidenza le prestazioni ambientali di prodotto/processo/ servizio per migliorarne la sostenibilità. Attraverso la dichiarazione EPD, Italgraniti Group comunica a partner, operatori e consumatori, l'efficacia delle politiche di sostenibilità intraprese e i dati sull'intero ciclo di vita dei propri materiali. I prodotti certificati EPD sono richiesti dai principali sistemi di certificazione internazionali (LEED®, WELL™, BREEAM®, HQE®, DGNB®, ESTIDAMA etc.) e sono premiati nel quadro normativo nazionale relativo agli appalti pubblici.

EPD (Environmental Product Declaration) is a voluntary certification which highlights the environmental performance levels of a product/ process/service to improve its sustainability. Through its EPD declaration, Italgraniti Group notifies its partners, operators and consumers of the efficiency of the sustainability policies undertaken and the data concerning the entire life cycle of its materials. EPD certified products are required by the main international certification systems (LEED®, WELL™, BREEAM®, HQE®, DGNB®, ESTIDAMA etc.) and they are rewarding as part of national regulations for public tenders.



Italgraniti Group ha adottato lo standard collaborativo HPD Dichiarazioni di Salubrità di Prodotto (Health Product Declarations), per comunicare in modo trasparente il contenuto dei propri materiali e il relativo impatto sulla salute. Grazie all'HPD, i nostri prodotti contribuiscono all'ottenimento di crediti LEED® e WELL™.

Italgraniti Group has adopted the HPD (Health Product Declarations) collaborative standard to communicate the contents of its materials and the related impact on health in a transparent manner. Thanks to HPD, our products contribute towards obtaining LEED® and WELL™ credits.

BREEAM®

BREEAM® (Building Research Establishment Environmental Assessment Method), sviluppato nel 1990 dal BRE Global, è uno dei principali sistemi al mondo utilizzato per misurare le prestazioni ambientali e di sostenibilità degli edifici nuovi ed esistenti. La valutazione BREEAM® utilizza una gamma di indicatori e criteri di sostenibilità per valutare le prestazioni dell'edificio coprendo diverse tematiche ambientali: energia e risorse idriche, salute e benessere, inquinamento, trasporti, materiali, rifiuti, ecologia e processi di gestione.

Tutte le collezioni Italgraniti contribuiscono al raggiungimento dei crediti BREEAM®.

BREEAM® (Building Research Establishment Environmental Assessment Method), which was developed in 1990 by BRE Global, is one of the main systems in the world used to measure the environmental and sustainability performance of new and existing buildings.

The BREEAM® assessment uses a range of indicators and sustainability criteria to assess the performance levels of a building, covering several environmental topics: energy and water resources, health and wellbeing, pollution, transport, materials, waste, environmental awareness and management processes.

All Italgraniti collections contribute towards obtaining BREEAM® credits.

WELL™

WELL™ Building Standard (WELL™) è il primo sistema di rating per l'edilizia sostenibile che consente di misurare, certificare e monitorare le caratteristiche dell'edificio che hanno un impatto sulla salute e sul benessere degli occupanti. Il WELL™ fornisce un percorso per integrare e misurare i temi della salute umana e del benessere nella progettazione, costruzione e gestione di edifici. Per ottenere la certificazione WELL™ Building Standard™, l'edificio deve essere sottoposto a un processo che comprende una valutazione in loco e una verifica delle prestazioni da parte di un certificatore abilitato.

Tutte le collezioni Italgraniti contribuiscono al raggiungimento dei crediti WELL™.

WELL™ Building Standard (WELL™) is the number one rating system for sustainable construction designed to measure, certify and monitor the features of the building, which have an impact on the health and wellbeing of its occupants. WELL™ provides a path to integrate and measure topics of human health and wellbeing in the design, construction and management of buildings. To obtain the WELL™ Building Standard™ certification, the building must undergo a process which includes an on-site assessment and an inspection of performance levels by a qualified certifier.

All Italgraniti collections contribute towards obtaining WELL™ credits.

CAM ISO 14021

Nell'aprile 2016 il Ministero dell'Ambiente italiano ha introdotto una serie di criteri ambientali per l'edilizia, chiamati CAM Edilizia - Criteri Ambientali Minimi per l'Edilizia -, volti a facilitare l'inserimento di requisiti di eco-sostenibilità nelle gare d'appalto per interventi pubblici. L'obiettivo è quello di stimolare acquisti che minimizzino l'uso di risorse naturali e il consumo di energia, che contribuiscano inoltre alla diffusione di fonti rinnovabili, riducano la produzione di rifiuti, le emissioni inquinanti nell'aria, nell'acqua e nel suolo ed che eliminino le sostanze ambientalmente pericolose.

Grazie ad un sistema di gestione ambientale sostenibile, alla certificazione EPD e in accordo con lo standard internazionale ISO 14021, Italgraniti contribuisce ad un'edilizia di qualità e prestazioni al di sopra della media di settore.

In April 2016 the Italian Environment Ministry introduced a series of environmental criteria for construction, called CAM Edilizia - Minimum Environmental Criteria for Construction -, aimed at facilitating the insertion of eco-sustainability requirements in calls for tender of public works. The aim is to stimulate purchases that minimise the use of natural resources and energy consumption levels, which also contribute towards the spread of renewable sources, reducing waste production, polluting emissions into the air, water and soil, and which eradicate environmentally hazardous substances.

Thanks to a sustainable environmental management system, to the EPD certification and in accordance with international standard ISO 14021, Italgraniti contributes towards quality construction with performance levels above the industry average.



Ongreening.com fornisce informazioni dettagliate sulla conformità e il contributo dei prodotti Italgraniti Group ai principali sistemi di certificazione della sostenibilità degli edifici (LEED®, BREEAM®, WELL™ ed altri).

Ongreening.com provides detailed information about the conformity and contribution of Italgraniti Group products to the main building sustainability certification systems (LEED®, BREEAM®, WELL™ and others).



TABELLE TECNICHE GRES PORCELLANATO TECHNICAL SPECIFICATIONS PORCELAIN STONEWARE

TECHNISCHE EIGENSCHAFTEN FEINSTEINZEUG / CARACTÉRISTIQUES TECHNIQUES GRES CERAME
CARACTERÍSTICAS TÉCNICAS GRES PORCELÁNICO / ТЕХНИЧЕСКИЕ ХАРАКТЕРИСТИКИ КЕРАМОГРАНИТ

CONFORME A NORME / CONFORMING TO STANDARDS / GEMÁSS DEN NORMEN / CONFORMES AUX NORMES / CONFORME CON LAS NORMAS / СООТВЕТСТВУЕТ НОРМАТИВАМ СООТВЕТСТВУЕТ НОРМАТИВАМ
EN 14411 ISO 13006 APPENDICE G GRUPPO B1a UGL CON Ev ≤ 0,5%

CARATTERISTICA TECNICA PHYSICAL PROPERTIES TECHNISCHE DATEN CARACTÉRISTIQUE TECHNIQUE CARACTERÍSTICAS TÉCNICAS ТЕХНИЧЕСКАЯ ХАРАКТЕРИСТИКА	METODICA DI PROVA TESTING METHOD PRÜFVERFAHREN NORME D'ESSAIS METODOLOGIA DE PRUEBAS МЕТОДЫ ИСПЫТАНИЙ	RIFERIMENTO NORMA REFERENCE STANDARD REFERENZ NORME STANDARDWERT REFERENCIA NORMA СЫСЛАКА НА НОРМУ	VALORE PRODOTTO PRODUCT VALUES PRODUKT WERTE VALEUR PRODUIT VALOR PRODUCTO ПОКАЗАТЕЛИ ПРОДУКЦИИ	
 Dimensioni Sizes Abmessungen Dimensions Dimensiones Размеры	EN ISO 10545-2	7cm ≤ N < 15 cm	N ≥ 15 cm	
		(mm)	(%) (mm)	
		Lunghezza e larghezza - Length and width - Länge und Breite Longueur et largeur - Longitud y anchura - Длина и ширина	±0.9	±0.6 ±2.0
		Spessore - Thickness - Stärke - Epaisseur - Espesor - Толщина	±0.5	±5.0 ±0.5
		Rettilinearità spigoli - Linearity - Kantengeradheit Rectitude des arêtes - Rectilineidad de los cantos max Прямолинейность углов	±0.75	±0.5 ±1.5
 Assorbimento d'acqua % - Water absorption % Wasseraufnahme % - Absorption d'eau % Absorción del agua % - Водопоглощение %	EN ISO 10545-3	Ev ≤ 0,5%	Conforme - Conforming Erfüllt - Conforme - Conforming Соответствующий	
		Resistenza alla flessione - Modulus of rupture Biegezugfestigkeit - Résistance à la flexion Resistencia a la flexión - Прочность на изгиб	Valore medio 35 N/mm2 min.	Conforme - Conforming Erfüllt - Conforme - Conforming Соответствующий
		Sforzo di rottura - Breakage resistance Bruchlast - Resistance a la rupture Resistencia a la rotura - Усилие на излом	sp. > = 7,5 mm: min 1300 N sp. < 7,5 mm: min 700 N	Conforme - Conforming Erfüllt - Conforme - Conforming Соответствующий
		Resistenza all'abrasione profonda - Deep abrasion resistance Bestimmung des Widerstandes gegen tiefen Verschleib Résistance à l'abrasion Resistencia a la abrasión profunda - Устойчивость К Абразивному Воздействию	175 mm3 max.	Medio - Average - Mittelwert Moyenne - Media - Средний < 150 mm3
		Coefficiente di dilatazione termica lineare - Thermal expansion coefficient - Wärmeausdehnung - Coefficient de dilatation thermique linéaire - Coeficiente de dilatación térmica lineal - Линейный Коэффициент Термического Расширения	EN ISO 10545-8	Valore dichiarato - Declared value - Valeur déclaré Valor declarado - Angegebener Wert - заявленный показатель
 Resistenza agli sbalzi termici - Thermal shock resistance - Temperaturwechselbeständigkeit - Résistance aux écarts de température - Resistencia a los cambios bruscos de temperatura - Устойчивость к перепадам температуры	EN ISO 10545-9	Test superato in accordo con ISO 10545-1 - Pass according to ISO 10545-1 Pr en accord avec norme en 10545-1 - Test aprobado en acuerdo con ISO 10545-1 Test ueberstanden nach ISO 10545-1 - Результат теста в соответствии с ISO 10545-1	* Resistente - Resistant - Widerstandsfähig - Résistants Résistentes - Устойчивый	
 Resistenza al gelo - Frost resistance Frostbeständigkeit - Résistance au gel Resistencia a las heladas - Морозостойкость	EN ISO 10545-12	Test superato in accordo con ISO 10545-1 - Pass according to ISO 10545-1 Pr en accord avec norme en 10545-1 - Test aprobado en acuerdo con ISO 10545-1 Test ueberstanden nach ISO 10545-1 - Результат теста в соответствии с ISO 10545-1	* Resistente - Resistant - Widerstandsfähig - Résistants Résistentes - Устойчивый	
Resistenza a basse concentrazioni di acidi e alcali Resistance to low concentrations of acids and alkali - Résistance à des basses concentrations d'acides et bases - Beständigkeit gegen schwach konzentrierte säuren und laugen - Resistencia a bajas concentraciones de ácidos y alcalos - Устойчивость к низким концентрациям кислот и щелочей	EN ISO 10545-13	Valore dichiarato - Declared value - Valeur déclaré Valor declarado - Angegebener Wert - заявленный показатель	* Resistente - Resistant - Widerstandsfähig - Résistants Résistentes - Устойчивый	
Resistenza ad alte concentrazioni di acidi e alcali Resistance to high concentrations of acids and alkali Résistance à des hautes concentrations d'acides et bases Beständigkeit gegen stark konzentrierte säuren und laugen - Resistencia a altas concentraciones de ácidos y alcalos - Устойчивость к высоким концентрациям кислот и щелочей		Valore dichiarato - Declared value - Valeur déclaré Valor declarado - Angegebener Wert - заявленный показатель	* Resistente - Resistant - Widerstandsfähig - Résistants Résistentes - Устойчивый	
Resistenza ai prodotti chimici di uso domesticow e agli additivi per piscina - Resistance to domestic chemicals and additives for swimming pools - Résistance aux prod. chimiques d'usage domestique et additifs pour piscines Beständigkeit gegen chemische haushaltsreinerer und zusatzstoffe für schwimmbäder Resistencia a los productos quimicos de uso domestico y a los aditivos para piscina - Устойчивость к бытовым химическим продуктам и средствам для бассейнов		UB min.	UA	
 Resistenza alle macchie di piastrelle non smaltate naturali - Stain resistance of unglazed matte porcelain Fleckenbe- ständigkeit von unglasierten natur Fliesen Résistance aux taches des carreaux non émaillés naturel - Resistencia a las manchas del porcelánico compacto natural - Устойчивость натуральных неглазурованных плиток к пятнам	EN ISO 10545-14	Valore dichiarato - Declared value - Valeur déclaré Valor declarado - Angegebener Wert - заявленный показатель	* Resistente - Resistant - Widerstandsfähig - Résistants Résistentes - Устойчивый	
 Resistenza alla scivolosità Slip resistance Rutschfestigkeit Résistance au dérapage Resistencia al deslizamiento Стоимость по запросу	DIN 51130		Valore disponibile a richiesta Value available upon request Wert auf Anfrage verfügbar Valeur disponible sur demande Valor disponible opcional Устойчивость к скольжению	
	DIN 51097	Dove richiesto - If needed - Nach anforderung - Si demande - Si requerido - Где следует	Valore disponibile a richiesta Value available upon request Wert auf Anfrage verfügbar Valeur disponible sur demande Valor disponible opcional Устойчивость к скольжению	
	B.C.R.A. - D.M.236/ 89		> 0,40 Dry / > 0,40 Wet	
	ANSI A326.3 D COF		≥ 0,42 Wet	

* Si raccomanda di consultare Project Department per le indicazioni necessarie al corretto utilizzo.
It's advisable to refer Project Department for all necessary guidelines to a correct use.
Zur korrekten Anwendung wird empfohlen unsere Project Department zu kontaktieren.
Merci de consulter notre Project Department pour les indications a un usage correct.
Se aconseja contactar nuestro Project Department para las instrucciones necesarias para una correcta utilización.
Рекомендуется связаться с Project Department для указаний по правильному применению.

Per approfondimenti consulta i nostri
video tutorial sul sito e sul canale YouTube.

For more details, check our tutorial videos
on the website and on YouTube.

Para más detalles, consulte nuestros
videos tutoriales en la web y en el canal YouTube.

italgranitigroup.com

1. POSA SU MASSETTO
LAYING ON SCREED



2. POSA SOPRAELEVATA
LAYING AS RAISED PAVING



3. POSA A SECCO SU ERBA
LAYING ON GRASS



4. POSA A SECCO SU GHIAIA
LAYING ON GRAVEL



5. POSA A SECCO SU SABBIA
LAYING ON SAND





Le informazioni contenute nel presente catalogo sono il più possibile esatte ed aggiornate al momento della stampa, pertanto i dati elencati possono subire variazioni. I colori e le tonalità delle piastrelle qui riprodotti sono indicativi.

The information contained in this catalogue is correct to the best of our knowledge and update at the catalogue printing time; therefore the listed data can be altered. The colours and shades shown here are only indicative.

Printed in Italy:
Marzo 2022

FOLLOW US ON



www.italgranitigroup.com

ITALGRANITI GROUP S.p.A.

Via Radici in Piano 355
41043 Formigine - Modena - Italy
Tel +39 059 888411
Fax +39 059 848808
www.italgranitigroup.com
info@italgranitigroup.com
project.department@italgranitigroup.com

Flagship Store

Via Statuto 21
20121 - Milano - Italy
Tel +39 02 84567687
milano@italgranitigroup.com

 **ITALGRANITI**
SUPERIOR ITALIAN SURFACES


Ceramics of Italy


MADE IN ITALY
QUALITY